


CABLES FOR WIND POWER PLANT









































www.sab-cable.com



Cables for wind power plant

Content

Who we are	3
------------	---

Customized cables	
■ Data / POF cable	 POF-LWL and hybrid cables for data transmission 4
■ Sensor cable	   continuously flexible TPE/PUR data cable with coloured core 3 x (1 x 0,14 mm ²)D + 12 x 0,14 mm ² 6
■ SL 859 C	   PVC servo cable with overall copper screen 8
■ SD 200 C TP	 continuously flexible paired TPE/PUR data cable with coloured cores and overall copper screen 10
■ SD 980 CP TP	   continuously flexible paired TPE/PUR data cable with coloured cores and overall copper screen 11
Tray Cables	
■ TR 600 black type TC, MTW and WTTC	    Machine-Tool Cable with black cores 13
■ TR 600 CY black type TC, MTW and WTTC	   Machine-Tool Cable with black cores and overall copper screen 14
Control and connection cables	
■ CC 600	  PVC control cable with numbered black cores, AWG 20 - AWG 10 acc. to DIN/UL/CSA 15
■ CC 600	  PVC control cable with numbered black cores, AWG 8 - AWG 1 acc. to UL/CSA 16
Data Cables	
■ SRY D 321 C	  semi rigid PVC data cable with overall copper screen 17
■ SRY D 351 C (B) TP	  semi rigid PVC data cable, twisted pairs with overall copper screen 18
Bus Cables	
■ S CB 628	 halogen-free CAN-bus cable for cable tracks with UL recognition 19
■ SABIX® CB 620 FRNC	halogen-free, flame retardant CAN-Bus cable 19
■ SABIX® PB 630 FRNC	halogen-free, flame retardant Profibus-DP cable 20
■ S PB 640 UL	  highly flexible PUR Profibus-DP cable with UL recognition, CSA approval 20
■ RT PN 668	PUR Profinet cable suitable for robots 21
Servo Motor Cables	
■ SL 839 C	 PUR transmission cable with overall copper screen 22
■ SL 841 C	  combined TPE/PUR motor connection cable with overall copper screen 0.6/1 kV 23
Halogen-free Cables	
■ SABIX® A 147 FRNC	 wiring cable 600 V acc. to UL 24
■ SABIX® A 157 FRNC	 wiring cable 1000 V acc. to UL 24
■ SABIX® CC 625 FRNC M	  control cable with numbered cores 25
■ SABIX® CC 625 S FRNC M	  control cable with numbered cores and overall copper screen 26
Special Cables	
■ Generator connection cable	with silicone impregnated fiber-glass braiding 27

Family business in the third generation

75 years of experience in cable and wire manufacturing as well as in temperature measurement technology turned a one-man business into a company with more than 550 employees. We prove our strength every year with more than 1500 special products according to customers' requirements. Each product is a new challenge for our creative technical team. We at **SAB** see ourselves as a manufacturer and a service provider – in the sense of true partnership and the greatest possible customer orientation.

Today, the quality of our products is known and appreciated in more than 80 countries around the world. In all product ranges, we are certified according to DIN EN ISO 9001. Furthermore, we have implemented an environmental management system for our company according to DIN EN ISO 14001, an occupational health and safety management system according to DIN EN ISO 14001 and DIN ISO 45001, and an energy management system according to DIN EN ISO 50001.

And also for the future, our slogan is: **"WE CONTINUE!"**

FOUNDED:	1947 by Peter Bröckskes sen. an independent, medium-sized company.
CEO:	Peter Bröckskes and Sabine Bröckskes-Wetten
PLANT/LOCATION:	In Viersen (Lower Rhine) 110.000 m ² company site. Own manufacturing from copper conductor to outer sheath. VDE proved burnchamber and laboratory within the company.
EMPLOYEES/WORKERS:	Approx. 430 at the plant in Viersen, 550 worldwide
YEARLY SALES:	Approx. 95 Mio. € worldwide
PRODUCTS:	Special Cables Measurement Technology Cable Harnessing

CERTIFICATES AND APPROVALS:



Quality management system acc. to DIN EN ISO 9001 for every manufacturing field

Environmental management system acc. to DIN EN ISO 14001

Occupational health and safety management acc. to NLF/ILO-OSH and DIN ISO 45001

Energy management system acc. to DIN EN ISO 50001


Customized cables

Data / POF cables

POF-LWL and hybrid cables for data transmission



KES · D-VIERSEN · Sonder-Kombi-Datenleitung 10 x 0,5 mm² + 2 x POF



Construction:	2 x POF + 10 x 0,50 mm ²	4 x POF + 19 x 1,00 mm ²	6 x POF black	6 x POF coloured	8 x POF
Conductor:	bare copper strands, fine wires acc. to IEC 60228, VDE 0295		---		
POF: polymer optical fibre	blue, red	black cores with consecutive numbers in white 1-4	black cores with consecutive numbers in white 1-6	black, blue, red, white, green, orange	black cores with consecutive numbers in white 1-8
Insulation copper conductors:	YA, thermoplastic material, TI2 acc. to EN 50363-3 + VDE 0207-363-3		---		
Colour code copper conductors:	0,50 mm ² : black cores with consecutive numbers in white 1-10 without green-yellow earth wire	1,00 mm ² : black cores with consecutive numbers in white 1-18 without green-yellow earth wire	---		
Stranding:	POF and cores in layers		POF in layers with non-woven tape wrapping		
Wrapping:	---	non-woven tape	---		
Sheath material:	YM, thermoplastic material, TM2 acc. to EN 50363-4-1 + VDE 0207-363-4-1				thermoplastic material
Sheath colour:	black (RAL 9005)				

Technical data:	2 x POF + 10 x 0,50 mm ²	4 x POF + 19 x 1,00 mm ²	6 x POF black	6 x POF coloured	8 x POF
Peak operating voltage:	max. 350 V		---		
Testing voltage core/core:	1500 V		---		
Min. bending radius:	7,5 x d				
Temperature range fixed laying: flexible application:	-30/+70 °C - 5/+70 °C				
Fire performance:	flame retardant and self-extinguishing acc. to IEC 60332-1-2 + VDE 0482-332-1-2				
Oil resistance:	acc. to internal standard				
Absence of harmful substances:	acc. to RoHS directive of the European Union				

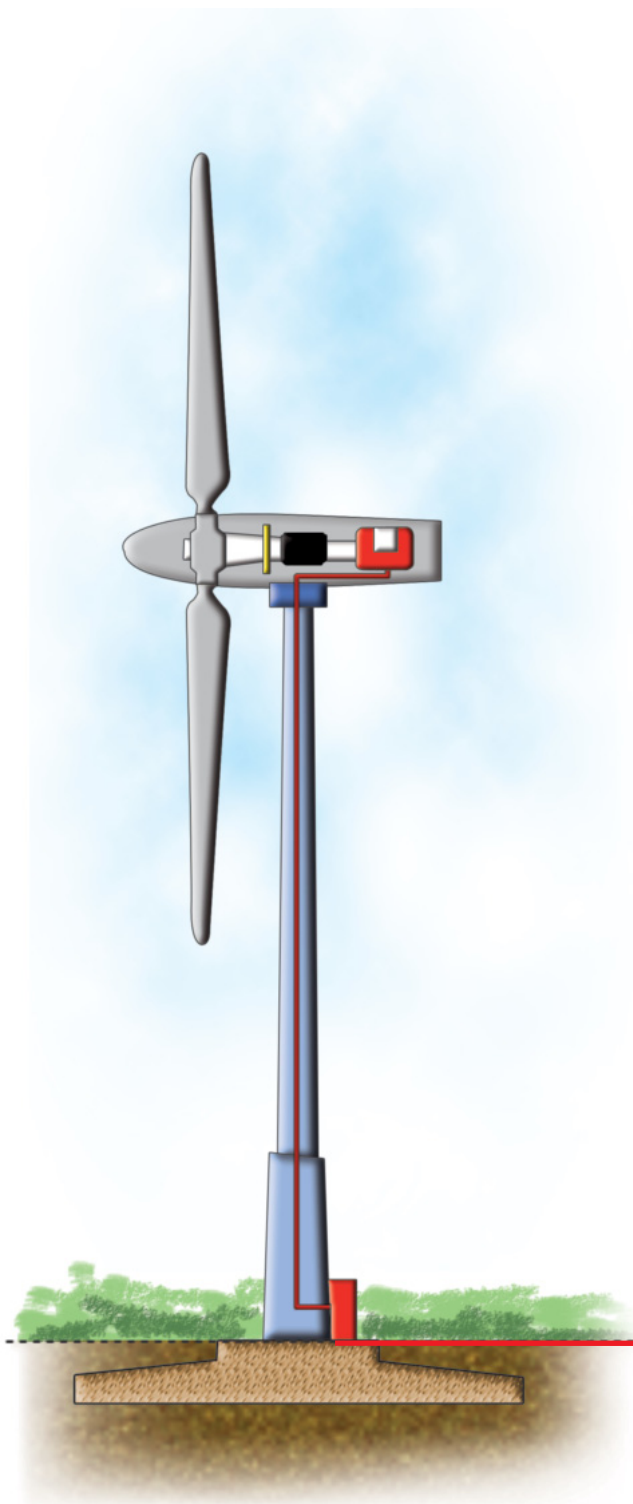
item no.	no. of cores	no. of POF	nominal cross-section mm ²	outer-ø ± 5% mm	copper figure kg/km	cable weight ≈kg/km	ohmic resistance at 20°C acc. to VDE 0812 max.Ω/km
	10	2	0,50	9,5	48,0	121	39,0
	19	4	1,00	14,9	182,4	293	19,5
on request		6		8,7		70	
		6		8,7		70	
		8		10,1		93	

Other dimensions and colours are possible on request.

Data / POF cables

POF-LWL and hybrid cables for data transmission

Application: Good electromagnetic characteristics signal transmission for installation in switch boxes and wind energy plants. The copper cable is used for the transmission of the temperature signals that are used for the control of the operating temperature with the help of a resistance thermometer.



Customized cables



Sensor cable

continuously flexible TPE/PUR data cable with coloured core
3 x (1 x 0,14 mm²)D + 12 x 0,14 mm²



Marking for sensor cable:

SAB BRÖCKSKES · D-VIERSEN · Special Cable AWM Style 21198 80°C 300V CSA AWM I A/B 80°C 300V FT2 CE

Construction:

Conductor:	bare copper strands, extra fine wires
Insulation:	TPE
Colour code:	with reference to DIN 47100
Stranding:	specially adjusted layering with non-woven tape over each layer
Screen:	wrapped with tinned copper
Wrapping:	non-woven tape
Sheath material:	PUR
Sheath colour:	black (RAL 9005)

Technical Data:

Peak operating voltage:	max. 150 V	
Voltage UL/CSA:	300 V	
Testing voltage:	core/core	2000 V
	core/screen	2000 V
Min. bending radius		
<i>fixed laying:</i>	5 x d	
<i>flexible application:</i>	10 x d	
<i>individual bending:</i>	90° for a length of 7 cm	
Temperature range	DIN VDE	UL/CSA: up to +80°C
<i>fixed laying:</i>	-40/+80°C	
<i>flexible application:</i>	-30/+70°C	
<i>high temperature:</i>	up to +90°C	
Halogen-free:	acc. to DIN VDE 0472 part 815 + IEC 60754-1	
Resistance:	very good against water, glycol and frost	
Absence of harmful substances:	acc. to RoHS directive of the European	

item no.	no. of cores x cross section n x mm ²	outer-ø ± 5% mm	copper figure kg/km	cable weight ≈ kg/km	ohmic resistance at 20°C max.Ω/km
on request	3 x (1 x 0,14 mm ²)D + 12 x 0,14 mm ²	7,2	45,1	74	139,3

Other dimensions and colours are possible on request.

Sensor cable

continuously flexible TPE/PUR data cable with coloured core
3 x (1 x 0,14 mm²)D + 12 x 0,14 mm²

Application: Highly flexible sensor cable for the transmission of measured values of a weather station for the control of the yaw mechanism in wind energy plants. The highly flexible construction makes the cable resistant against the existing vibration of the rotor system.



Customized cables



SL 859 C

PVC servo cable with overall copper screen



Marking for SL 859 C:

SAB BRÖCKSKES · D-VIERSEN · SL 859 C 4 x 10,0 mm² + 4 x (2 x 1,0 mm²) AWM Style 2587 90°C 600V E172204

CSA AWM I/II A/B 90°C 600V FT1 FT2 LL104758 CE

Construction:

Conductor:	tinned copper strands
Insulation:	PVC
Colour code:	black cores with consecutive numbers and a green-yellow earth wire
Stranding:	1,0 mm ² twisted to pairs
Screen:	pairs wrapped with tinned copper braid
Inner sheath:	pairs with PVC, colour: grey (RAL 7000)
Stranding:	specially adjusted layering
Wrapping:	foil
Screen:	tinned copper braiding
Sheath material:	PVC
Sheath colour:	grey (RAL 7000)

Technical data:

Peak operating voltage:	300/500 V	
Voltage UL/CSA:	600 V	
Testing voltage:	core/core	2000 V
	core/screen	2000 V
Min. bending radius		
<i>fixed laying:</i>	5 x d	
<i>flexible application:</i>	10 x d	
Temperature range	DIN VDE	UL/CSA: up to +90°C
<i>fixed laying:</i>	-30/+70°C	
<i>flexible application:</i>	- 5/+70°C	
Absence of harmful substances:	acc. to RoHS directive of the European	

item no.	no. of cores x cross section n x mm ²	outer-ø ± 5% mm	copper figure kg/km	cable weight ≈ kg/km	ohmic resistance at 20°C max.Ω/km
on request	4 x (2 x 1,0 mm ²) + 4 x 10,0 mm ²	23,9	671,9	945	20,0 1,95

Other dimensions and colours are possible on request.

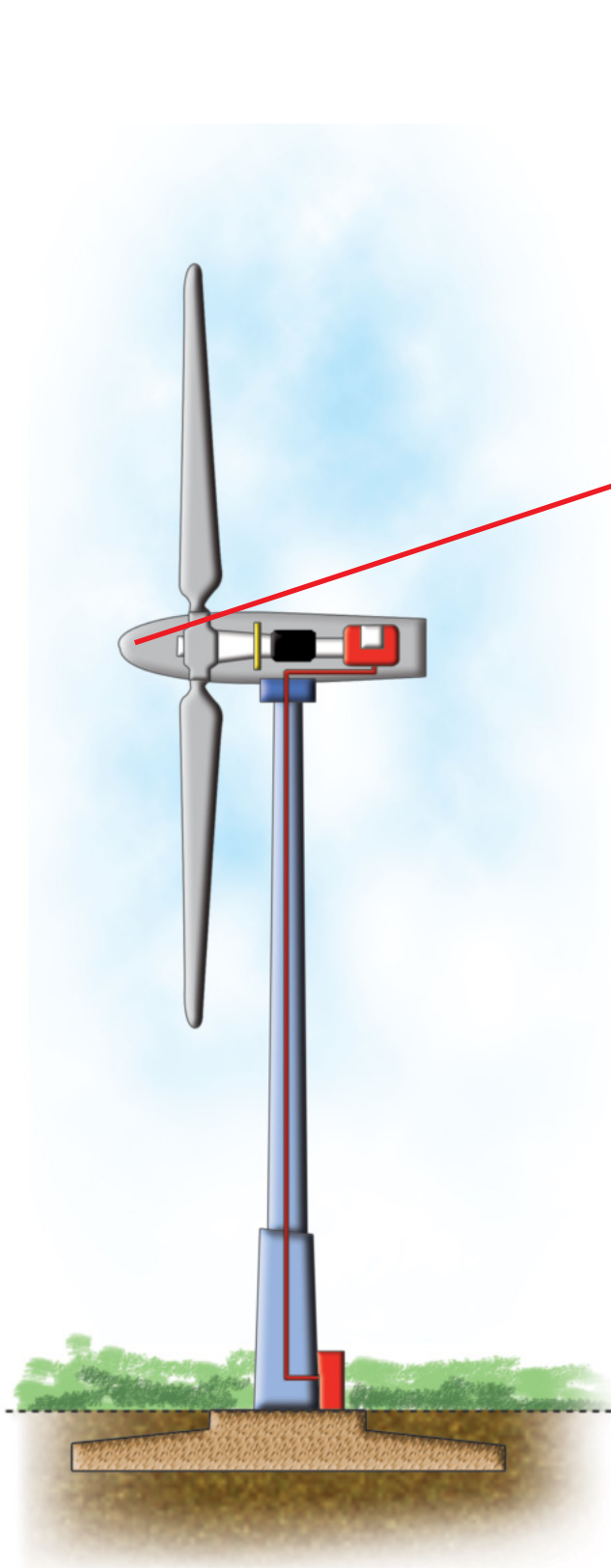
Customized cables

SL 859 C

PVC servo cable with overall copper screen




Application: For example as motor connection cable of pitch drives.




Customized cables

SD 200 C TP

continuously flexible paired TPE/PUR data cable with coloured cores and overall copper screen



SD 200 C TP 3 x 2 x 0,5 mm² €€



Marking for SD 200 C TP 07890350:

SAB BRÜCKSKES · D-VIERSEN · SD 200 C TP 3 x 2 x 0,5 mm² €€

Construction:

Conductor:	bare copper strands, extra fine wires
Insulation:	TPE
Colour code:	with reference to DIN 47100
Stranding:	cores twisted to pairs, pairs twisted in specially adjusted layering with non-woven tape over each layer
Wrapping:	non-woven tape
Screen:	tinned copper braiding
Wrapping:	non-woven tape
Sheath material:	PUR, TMPU acc. to EN 50363-10-2 + VDE 0207-363-10-2 with mat surface
Sheath colour:	grey (RAL 7032)

Technical Data:

Peak operating voltage:	max. 350 V acc. to VDE 0812
Testing voltage:	core/core 1500 V core/screen 1200 V
Min. bending radius <i>continuously flexible:</i>	7,5 x d
Radiation resistance:	1 x 10 ⁷ cJ/kg
Temperature range <i>fixed laying:</i> <i>flexible application:</i>	-50/+90 °C -40/+90 °C
Halogen-free:	acc. to IEC 60754-1 + VDE 0482-754-1
Oil resistance:	very good - TMPU acc. to EN 50363-10-2 + VDE 0207-363-10-2
Chem. resistance:	good against acids, alkalines, solvents, hydraulic liquids etc.
Continuous flexibility:	very good
Weather resistance:	very good
Absence of harmful substances:	acc. to RoHS directive of the European Union

Outstanding features:



- PWIS uncritical
(PWIS = paint-wetting impairment substances)
- flexible at low temperatures
- halogen-free
- travel > 10 m is possible
- good EMC characteristics
- high abrasion resistance

item no.	no. of pairs x cross section n x 2 x mm ²	largest single wire ø mm	outer-ø ± 10% mm	copper figure kg/km	cable weight ≈ kg/km
07890214	2 x 2 x 0,14	0,11	4,6	17,4	28
07890314	3 x 2 x 0,14	0,11	5,1	20,2	32
07890414	4 x 2 x 0,14	0,11	5,8	24,7	39
07890514	5 x 2 x 0,14	0,11	6,2	28,8	46
07890614	6 x 2 x 0,14	0,11	6,4	31,5	53
07890714	7 x 2 x 0,14	0,11	6,7	35,9	59
07891014	10 x 2 x 0,14	0,11	7,9	47,5	72
07891414	14 x 2 x 0,14	0,11	9,0	62,7	96
07891814	18 x 2 x 0,14	0,11	10,0	89,6	129
07892514	25 x 2 x 0,14	0,11	11,7	114,3	170
07890225	2 x 2 x 0,25	0,11	5,1	21,8	35
07890325	3 x 2 x 0,25	0,11	5,7	28,3	44
07890425	4 x 2 x 0,25	0,11	6,4	36,1	52
07890525	5 x 2 x 0,25	0,11	6,9	41,1	61
07890625	6 x 2 x 0,25	0,11	7,1	47,3	69
07890725	7 x 2 x 0,25	0,11	7,4	54,1	82
07891025	10 x 2 x 0,25	0,11	8,9	70,8	101
07891425	14 x 2 x 0,25	0,11	10,9	108,7	153
07891825	18 x 2 x 0,25	0,11	11,6	133,4	189
07892525	25 x 2 x 0,25	0,11	13,8	171,9	262
07890234	2 x 2 x 0,34	0,11	5,4	20,3	40
07890334	3 x 2 x 0,34	0,11	6,0	34,9	52
07890434	4 x 2 x 0,34	0,11	6,9	43,2	63
07890534	5 x 2 x 0,34	0,11	7,4	53,1	73

item no.	no. of pairs x cross section n x 2 x mm ²	largest single wire ø mm	outer-ø ± 10% mm	copper figure kg/km	cable weight ≈ kg/km
07890734	7 x 2 x 0,34	0,11	8,0	66,4	94
07891034	10 x 2 x 0,34	0,11	9,6	90,5	121
07891434	14 x 2 x 0,34	0,11	11,6	138,3	181
07891834	18 x 2 x 0,34	0,11	12,5	169,2	223
07892534	25 x 2 x 0,34	0,11	14,7	247,3	313
07890250	2 x 2 x 0,50	0,11	6,3	34,6	52
07890350	3 x 2 x 0,50	0,11	6,9	47,3	68
07890450	4 x 2 x 0,50	0,11	7,9	61,4	85
07890550	5 x 2 x 0,50	0,11	8,8	73,1	103
07890750	7 x 2 x 0,50	0,11	9,4	108,4	136
07891050	10 x 2 x 0,50	0,11	11,3	143,3	189
07891450	14 x 2 x 0,50	0,11	13,5	191,7	256
07891850	18 x 2 x 0,50	0,11	14,7	257,8	335
07892550	25 x 2 x 0,50	0,11	17,0	336,5	436
07890275	2 x 2 x 0,75	0,11	7,2	47,4	69
07890375	3 x 2 x 0,75	0,11	7,9	66,2	85
07890475	4 x 2 x 0,75	0,11	8,9	101,0	109
07890575	5 x 2 x 0,75	0,11	10,8	118,8	159
07890775	7 x 2 x 0,75	0,11	11,6	148,0	213
07891075	10 x 2 x 0,75	0,11	13,5	228,0	267
07891475	14 x 2 x 0,75	0,11	16,1	296,9	372
07891875	18 x 2 x 0,75	0,11	17,3	366,1	463
07892575	25 x 2 x 0,75	0,11	20,1	480,5	606

Other dimensions and colours are possible on request.


Customized cables

SD 980 CP TP

continuously flexible paired TPE/PUR data cable with coloured cores and overall copper screen



WM I/II A/B 80°C 300V FT1 FT2 CE



Marking for SD 980 CP TP 77890725:

SAB BRÜCKSKES · D-VIERSEN · 77890325 3 x 2 x 0,25 mm² SD 980 CP TP 24 AWG/3pr 77892403

AWM Style 21198 80°C 300V CSA AWM I/II A/B 80°C 300V FT1 FT2 CE

Construction:

Conductor:	bare copper strands, extra fine wires
Insulation:	TPE
Colour code:	with reference to DIN 47100
Stranding:	cores twisted to pairs, pairs twisted in specially adjusted layering with netting tape over each layer
Screen:	tinned copper braiding
Wrapping:	non-woven tape
Sheath material:	PUR, TPU acc. to EN 50363-10-2 + VDE 0207-363-10-2 with mat surface
Sheath colour:	grey (RAL 7032)

Technical Data:

Peak operating voltage:	max. 350 V	
Voltage UL/CSA:	300 V	
Testing voltage:	core/core	2000 V
	core/screen	2000 V
Min. bending radius <i>continuously flexible:</i>	7,5 x d	
Radiation resistance:	5 x 10 ⁷ cJ/kg	
Temperature range	DIN VDE	UL/CSA: up to +80 °C
<i>fixed laying:</i>	-50/+90 °C	
<i>flexible application:</i>	-40/+90 °C	
Halogen-free:	acc. to IEC 60754-1 + VDE 0482-754-1	
Fire performance:	flame retardant and self-extinguishing acc. to IEC 60332-1-2 + VDE 0482-332-1-2, CSA FT1 (acc. to dimension), FT2	
Oil resistance:	very good - TPU acc. to EN 50363-10-2 + VDE 0207-363-10-2	
Chem. resistance:	good against acids, alkalines, solvents, hydraulic liquids etc.	
Continuous flexibility:	very good	
Absence of harmful substances:	acc. to RoHS directive of the European Union	

Outstanding features:



- PWIS uncritical
(PWIS = paint-wetting impairment substances)
- halogen-free
- flexible at low temperatures
- travel > 10 m is possible
- high abrasion resistance
- small bending radius
- good EMC characteristics

item no.	no. of pairs x cross section n x 2 x mm ²	largest single wire ø mm	outer-ø ± 10% mm	copper figure kg/km	cable weight ≈ kg/km
77890214	2 x 2 x 0,14	0,11	5,1	19,3	34
77890314	3 x 2 x 0,14	0,11	5,6	22,1	39
77890414	4 x 2 x 0,14	0,11	6,3	26,8	47
77890514	5 x 2 x 0,14	0,11	6,7	31,1	53
77890714	7 x 2 x 0,14	0,11	7,2	38,5	64
77891014	10 x 2 x 0,14	0,11	8,4	50,7	83
77891414	14 x 2 x 0,14	0,11	9,3	66,6	105
77891814	18 x 2 x 0,14	0,11	10,3	96,0	136
77892514	25 x 2 x 0,14	0,11	11,7	121,6	174
77890225	2 x 2 x 0,25	0,11	5,6	23,6	42
77890325	3 x 2 x 0,25	0,11	6,2	30,4	52
77890425	4 x 2 x 0,25	0,11	6,9	38,7	60
77890525	5 x 2 x 0,25	0,11	7,4	43,8	68
77890725	7 x 2 x 0,25	0,11	7,9	57,2	85
77891025	10 x 2 x 0,25	0,11	9,2	74,3	110
77891425	14 x 2 x 0,25	0,11	10,9	115,1	157
77891825	18 x 2 x 0,25	0,11	11,6	140,7	188
77892525	25 x 2 x 0,25	0,11	14,0	205,5	275
77890234	2 x 2 x 0,34	0,11	5,9	29,0	48
77890334	3 x 2 x 0,34	0,11	6,5	37,2	60
77890434	4 x 2 x 0,34	0,11	7,4	45,9	72
77890534	5 x 2 x 0,34	0,11	7,9	56,3	81
77890734	7 x 2 x 0,34	0,11	8,5	69,5	98

item no.	no. of pairs x cross section n x 2 x mm ²	largest single wire ø mm	outer-ø ± 10% mm	copper figure kg/km	cable weight ≈ kg/km
77891034	10 x 2 x 0,34	0,11	9,9	94,5	130
77891434	14 x 2 x 0,34	0,11	11,6	145,7	186
77891834	18 x 2 x 0,34	0,11	12,5	177,1	223
77892534	25 x 2 x 0,34	0,11	14,7	260,3	320
77890250	2 x 2 x 0,50	0,11	6,8	36,9	60
77890350	3 x 2 x 0,50	0,11	7,6	50,2	79
77890450	4 x 2 x 0,50	0,11	8,7	64,6	98
77890550	5 x 2 x 0,50	0,11	9,4	77,0	113
77890750	7 x 2 x 0,50	0,11	10,3	114,8	148
77891050	10 x 2 x 0,50	0,11	12,1	150,6	197
77891450	14 x 2 x 0,50	0,11	14,3	220,4	282
77891850	18 x 2 x 0,50	0,11	16,1	270,8	363
77892550	25 x 2 x 0,50	0,11	18,0	351,3	460
77890275	2 x 2 x 0,75	0,11	7,7	50,2	79
77890375	3 x 2 x 0,75	0,11	8,8	69,4	98
77890475	4 x 2 x 0,75	0,11	9,9	86,8	121
77890575	5 x 2 x 0,75	0,11	11,1	126,0	161
77890775	7 x 2 x 0,75	0,11	11,9	155,3	189
77891075	10 x 2 x 0,75	0,11	14,7	241,1	303
77891475	14 x 2 x 0,75	0,11	17,3	312,0	403
77891875	18 x 2 x 0,75	0,11	18,6	382,6	486
77892575	25 x 2 x 0,75	0,11	22,7	499,0	704

Other dimensions and colours are possible on request.



Possible on request:

- with coloured cores
with reference to colour code US 3


Customized cables

SD 200 C TP

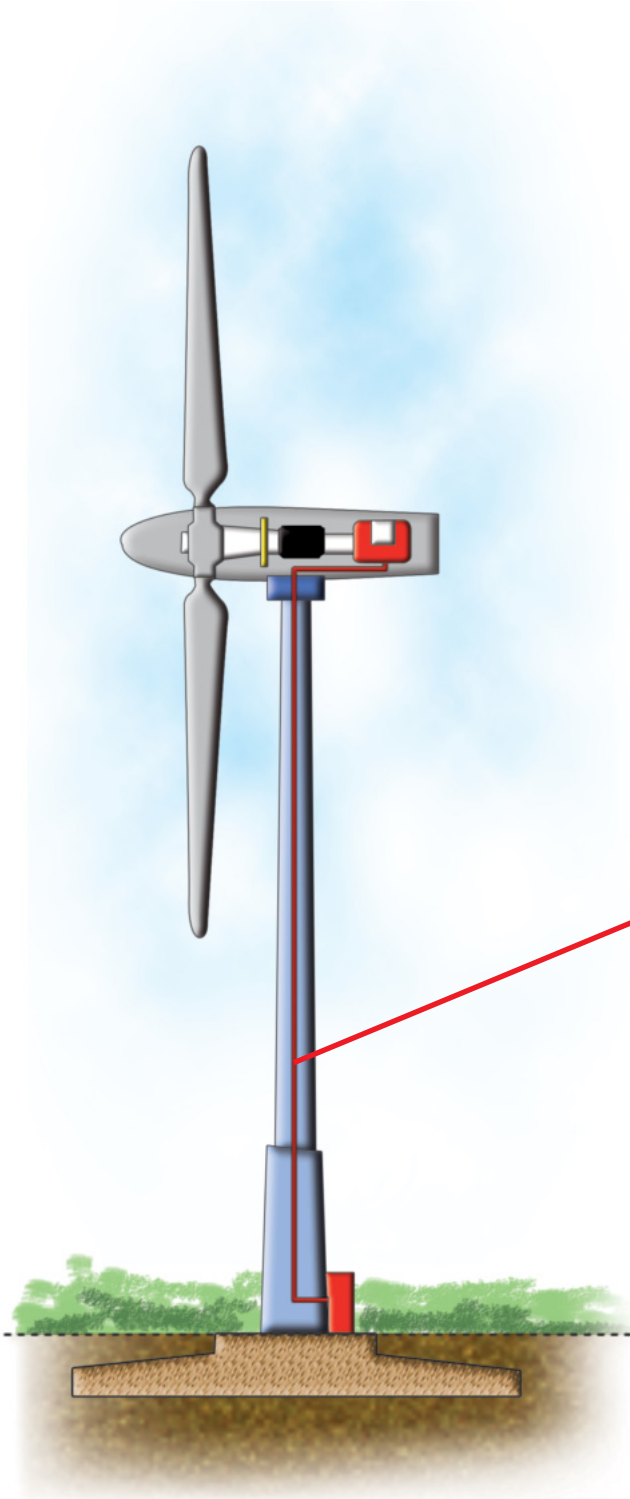
CE EAC **RoHS** ✓

SD 980 CP TP

UL SP CE EAC **RoHS** ✓



Application: Our data cables fulfill the requirements of our customers for a highly flexible cable for the installation from the housing to the base of a wind energy system. During operation they have proved their resistance against vibrations effectively.



Tray Cables

TR 600 black Type TC, MTW and WTTC

UV and oil resistant, flexible Tray Cable and Machine-Tool cable with black cores

WTTC
approval

NFPA 79
for industrial machinery



Marking for TR 600 black 02841612:

SAB BRÖCKSKES · D-VIERSEN · TR 600 black 16 AWG/37c 02841612 TFFN (UL) Type TC-ER 90°C 600V, Oil Resistant I, Sunlight Resistant, Direct Burial, FT4 (UL) WTTC 90°C 1000V (UL) MTW 16 AWG/12c 600V flexing AWM Style 21179 600V c(UL) Type CIC 90°C dry 600V FT1 FT2 FT4 CSA AWM I/II A/B 90°C 1000V FT1 FT2 CE

Construction:

Conductor:	bare copper strands with reference to IEC 60228, VDE 0295 class 5 + UL standard 758 table 5.1 + UL 1581 table 20.1
Insulation:	special formulated PVC/Nylon
Colour code:	black cores with consecutive white numbers, green-yellow earth wire from 3 cores
Stranding:	in layers
Sheath material:	special sunlight and oil resistant PVC
Sheath colour:	black (RAL 9005)

Technical data:

Voltage	600 V
UL-AWM / (UL) / c(UL):	1000 V
(UL) WTTC / CSA-AWM:	
Testing voltage:	AWG 18-10 = 6000 V AWG 8-2 = 7500 V
Min. bending radius	
<i>fixed laying:</i>	< 12 mm = 3 x d > 12 mm = 4 x d
<i>flexible application:</i>	< 12 mm = 5 x d > 12 mm = 6 x d
Radiation resistance:	8 x 10 ⁷ cJ/kg
Temperature:	UL-AWM: up to +105 °C (UL) / c(UL) / CSA-AWM: up to +90 °C
<i>fixed laying:</i>	-25 °C
Burning characteristics:	(UL) FT4 + c(UL) FT1, FT2, FT4 + CSA FT1, FT2
Oil resistance I:	yes
Sunlight resistance:	yes
Exposed Runs:	yes
Direct Burial:	yes
Machinery Area:	yes
Absence of harmful substances:	acc. to RoHS directive of the European Union

Outstanding features:



- Flexible cable for cable tray use
- Oil resistance
- Sunlight resistance
- NFPA 79 for industrial machinery
- WTTC approval
- WTTC: UL Subject 2277
- TC: UL Standard 1277
- (UL)/(cUL) listed

item no.	no. of cores x cross section n x AWG	largest single wire ø mm	outer-ø ± 5% mm	copper figure kg/km	cable weight ≈ kg/km
02841803	3 x 18	0,21	7,7	28,8	83
02841804	4 x 18	0,21	8,3	38,4	99
02841805	5 x 18	0,21	9,0	48,0	118
02841807	7 x 18	0,21	9,8	67,2	146
02841809	9 x 18	0,21	11,9	86,4	194
02841812	12 x 18	0,21	12,5	115,2	227
02841816	16 x 18	0,21	14,6	153,6	310
02841818	18 x 18	0,21	15,3	172,8	343
02841819	19 x 18	0,21	15,3	182,4	352
02841825	25 x 18	0,21	18,1	240,0	450
02841827	27 x 18	0,21	18,1	259,2	476
02841837	37 x 18	0,21	20,1	355,2	620
02841850	50 x 18	0,21	24,6	480,0	868
02841603	3 x 16	0,26	8,3	43,2	103
02841604	4 x 16	0,26	9,0	57,6	123
02841605	5 x 16	0,26	9,8	72,0	148
02841607	7 x 16	0,26	10,7	100,8	186
02841608	8 x 16	0,26	12,3	115,2	222
02841609	9 x 16	0,26	13,1	129,6	248
02841612	12 x 16	0,26	14,5	172,8	313
02841616	16 x 16	0,26	16,0	230,4	397
02841618	18 x 16	0,26	16,8	259,2	439
02841619	19 x 16	0,26	16,8	273,6	453
02841625	25 x 16	0,26	19,9	360,0	581
02841627	27 x 16	0,26	19,9	388,8	616
02841637	37 x 16	0,26	23,3	532,8	862
02841641	41 x 16	0,26	25,0	590,4	957

item no.	no. of cores x cross section n x AWG	largest single wire ø mm	outer-ø ± 5% mm	copper figure kg/km	cable weight ≈ kg/km
02841650	50 x 16	0,26	27,1	720,0	1126
02841661	61 x 16	0,26	28,8	878,4	1336
02841403	3 x 14	0,26	9,2	72,0	138
02841404	4 x 14	0,26	10,0	96,0	168
02841405	5 x 14	0,26	10,9	120,0	202
02841407	7 x 14	0,26	11,9	168,0	258
02841409	9 x 14	0,26	15,4	216,0	362
02841412	12 x 14	0,26	16,1	288,0	434
02841418	18 x 14	0,26	18,8	432,0	613
02841425	25 x 14	0,26	23,5	600,0	878
02841203	3 x 12	0,31	10,5	115,2	194
02841204	4 x 12	0,31	11,4	153,6	238
02841205	5 x 12	0,31	12,5	192,0	289
02841207	7 x 12	0,31	14,4	268,8	394
02841003	3 x 10	0,31	12,4	172,8	279
02841004	4 x 10	0,31	14,2	230,4	366
02841005	5 x 10	0,31	15,6	288,0	443
02841007	7 x 10	0,31	17,0	403,2	573
02840804	4 x 8	0,41	18,1	337,9	579
02840805	5 x 8	0,41	19,9	422,4	716
02840604	4 x 6	0,41	22,8	541,4	908
02840605	5 x 6	0,41	25,1	676,8	1099
02840404	4 x 4	0,41	27,4	844,8	1361
02840405	5 x 4	0,41	30,3	1056,0	1656
02840204	4 x 2	0,41	31,5	1305,6	1928
02840205	5 x 2	0,41	34,9	1632,0	2344

Other dimensions and colours are possible on request.



Possible on request:

- also available with blue, red, yellow or other colour cores

Tray Cables

TR 600 CY black Type TC, MTW and WTTC

UV and oil resistant, flexible Tray Cable and Machine-Tool Cable with black cores and overall copper screen

WTTC approval

NFPA 79 for industrial machinery



Marking for TR 600 CY black 32231612:

SAB BRÖCKSKES · D-VIERSEN · TR 600 CY black 16 AWG/12c 32231612 TFFN (UL) Type TC-ER 90°C 600V, Oil Resistant I, Sunlight Resistant,

Direct Burial, FT4 (UL) WTTC 90°C 1000V (UL) MTW 16 AWG/12c 600V flexing AWM Style 21179 600V c(UL) Type CIC SHIELDED 90°C dry 600V FT1 FT2 FT4 CE

Construction:

Conductor:	bare copper strands with reference to IEC 60228, VDE 0295 class 5 + UL standard 758 table 5.1 + UL 1581 table 20.1
Insulation:	special formulated PVC/Nylon
Colour code:	black cores with consecutive white numbers, green-yellow earth wire from 3 cores
Stranding:	in layers
Inner sheath:	special formulated PVC
Screen:	tinned copper braiding
Sheath material:	special sunlight and oil resistant PVC
Sheath colour:	black (RAL 9005)

Technical data:

Voltage	600 V
UL-AWM / (UL) / c(UL):	1000 V
(UL) WTTC:	
Testing voltage:	AWG 18-10 = 6000 V AWG 8-2 = 7500 V
Min. bending radius	
<i>fixed laying:</i>	5 x d
<i>flexible application:</i>	10 x d
Radiation resistance:	8 x 10 ⁷ cJ/kg
Temperature:	UL-AWM: up to +105 °C (UL) / c(UL): up to +90 °C
<i>fixed laying:</i>	
Burning characteristics:	(UL) FT4 + c(UL) FT1, FT2, FT4
Oil resistance I:	yes
Sunlight resistance:	yes
Exposed Runs:	yes
Direct Burial:	yes
Machinery Area:	yes
Absence of harmful substances:	acc. to RoHS directive of the European Union

Outstanding features:



- Flexible cable for cable tray use
- Oil resistance
- Sunlight resistance
- NFPA 79 for industrial machinery
- WTTC approval
- WTTC: UL Subject 2277
- TC: UL Standard 1277
- (UL)/(cUL) listed

item no.	no. of cores x cross section n x AWG	largest single wire ø mm	outer-ø ± 5% mm	copper figure kg/km	cable weight ≈ kg/km
32231803	3 x 18	0,21	9,1	52,6	118
32231804	4 x 18	0,21	9,7	64,7	137
32231805	5 x 18	0,21	10,4	77,1	159
32231807	7 x 18	0,21	11,4	115,0	203
32231809	9 x 18	0,21	14,2	146,2	280
32231812	12 x 18	0,21	15,0	201,0	337
32231816	16 x 18	0,21	17,2	263,4	444
32231818	18 x 18	0,21	17,9	283,5	483
32231819	19 x 18	0,21	17,9	293,1	492
32231825	25 x 18	0,21	20,7	366,1	611
32231827	27 x 18	0,21	20,7	385,3	633
32231837	37 x 18	0,21	23,8	496,5	853
32231850	50 x 18	0,21	27,9	654,8	1128
32231603	3 x 16	0,26	9,7	69,5	141
32231604	4 x 16	0,26	10,4	86,7	165
32231605	5 x 16	0,26	11,4	119,8	205
32231607	7 x 16	0,26	12,3	155,2	249
32231608	8 x 16	0,26	14,8	200,8	330
32231609	9 x 16	0,26	15,6	226,7	368
32231612	12 x 16	0,26	17,1	282,5	450
32231616	16 x 16	0,26	18,6	342,0	541
32231618	18 x 16	0,26	19,4	383,2	595
32231619	19 x 16	0,26	19,4	397,6	608
32231625	25 x 16	0,26	23,6	500,9	812
32231627	27 x 16	0,26	23,6	529,7	848
32231637	37 x 16	0,26	26,6	704,3	1113
32231641	41 x 16	0,26	28,3	766,3	1214

item no.	no. of cores x cross section n x AWG	largest single wire ø mm	outer-ø ± 5% mm	copper figure kg/km	cable weight ≈ kg/km
32231650	50 x 16	0,26	30,4	918,1	1408
32231661	61 x 16	0,26	32,1	1038,0	1637
32231403	3 x 14	0,26	10,6	101,2	180
32231404	4 x 14	0,26	11,6	149,9	229
32231405	5 x 14	0,26	12,5	174,5	266
32231407	7 x 14	0,26	14,2	227,8	348
32231409	9 x 14	0,26	18,0	326,8	504
32231412	12 x 14	0,26	18,7	399,7	579
32231418	18 x 14	0,26	22,5	570,8	842
32231425	25 x 14	0,26	26,8	772,0	1131
32231203	3 x 12	0,31	12,1	169,4	256
32231204	4 x 12	0,31	13,0	213,2	306
32231205	5 x 12	0,31	15,0	277,8	400
32231207	7 x 12	0,31	17,0	367,4	524
32231003	3 x 10	0,31	14,9	258,5	390
32231004	4 x 10	0,31	16,8	328,8	495
32231005	5 x 10	0,31	18,2	399,1	585
32231007	7 x 10	0,31	19,6	527,5	730
32230804	4 x 8	0,41	20,7	464,0	741
32230805	5 x 8	0,41	23,6	563,3	933
32230604	4 x 6	0,41	26,1	711,7	1156
32230605	5 x 6	0,41	28,4	852,9	1365
32230404	4 x 4	0,41	30,7	1044,0	1653
32230405	5 x 4	0,41	33,6	1277,3	1974
32230204	4 x 2	0,41	34,8	1532,4	2261
32230205	5 x 2	0,41	38,2	1879,0	2713

Other dimensions and colours are possible on request.



Possible on request:

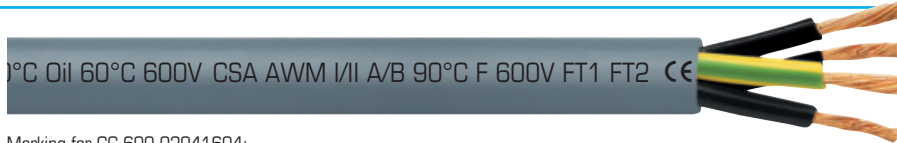
- also available with blue, red or other colour cores

Control and connection cables



CC 600

PVC control cable with numbered black cores, AWG 20 - AWG 10



Marking for CC 600 02041604:

SAB BRÖCKSKES · D-VIERSEN · <VDE-REG 7000> 4x1,5mm² CC 600 16 AWG/4c 02041604

AWM Style 21216 90°C Oil 60°C 600V CSA AWM I/II A/B 90°C F 600V FT1 FT2 CE

Construction:

Conductor:	bare copper strands acc. to IEC 60228, VDE 0295, class 5
Insulation:	special PVC acc. to VDE and UL/CSA
Colour code:	black cores with consecutive numbers acc. to EN 50334 + VDE 0293-334, green-yellow earth wire from 3 cores
Stranding:	in layers
Sheath material:	special oil resistant PVC acc. to VDE and UL/CSA
Sheath colour:	grey (RAL 7000)

Technical data:

Nominal voltage:	U ₀ /U 300/500 V	
Voltage UL/CSA:	600 V	
Testing voltage:	core/core 3000 V	
Min. bending radius		
<i>fixed laying:</i>	4 x d	
<i>flexible application:</i>	6 x d	
Radiation resistance:	8 x 10 ⁷ cJ/kg	
Temperature range	DIN VDE	UL/CSA: up to +90 °C
<i>fixed laying:</i>	-40/+70 °C	
<i>flexible application:</i>	+5/+70 °C	
Fire performance:	flame retardant and self-extinguishing acc. to IEC 60332-1-2 + VDE 0482-332-1-2, UL VW-1, CSA FT1, FT2	
Oil resistance:	very good - TM5 acc. to EN 50363-4-1 + VDE 0207-363-4-1, Oil 60 °C acc. to UL 758, Fuel Oil acc. to CSA-C 22.2 No. 210	
Absence of harmful substances:	acc. to RoHS directive of the European Union	

Outstanding features:



- UL recognized, CSA approved
- high mechanical loading capacity
- oil resistant
- acc. to VDE-Reg. no. 7000

item no.	no. of cores x cross section n x AWG	largest single wire ø mm	outer-ø ± 5% mm	copper figure kg/km	cable weight ≈ kg/km
02042002	2 x 20	0,21	5,3	9,6	41
02042003	3 x 20	0,21	5,6	14,4	48
02042004	4 x 20	0,21	6,0	19,2	57
02042005	5 x 20	0,21	6,7	24,0	70
02042007	7 x 20	0,21	7,2	33,6	86
02042008	8 x 20	0,21	8,5	38,4	108
02042010	10 x 20	0,21	9,4	48,0	126
02042012	12 x 20	0,21	9,7	57,6	143
02042014	14 x 20	0,21	10,1	67,2	161
02042016	16 x 20	0,21	10,9	76,8	186
02042018	18 x 20	0,21	11,4	86,4	205
02042025	25 x 20	0,21	13,9	120,0	282
02042030	30 x 20	0,21	14,3	144,0	232
02042034	34 x 20	0,21	15,6	163,2	370
02042040	40 x 20	0,21	16,9	192,0	435
02042061	61 x 20	0,21	19,8	292,8	628
02041903	3 x 19	0,21	6,2	21,6	60
02041904	4 x 19	0,21	6,7	28,8	71
02041905	5 x 19	0,21	7,5	36,0	89
02041907	7 x 19	0,21	8,2	50,4	111
02041908	8 x 19	0,21	9,6	57,6	136
02041910	10 x 19	0,21	10,6	72,0	161
02041912	12 x 19	0,21	10,9	86,4	182
02041914	14 x 19	0,21	11,4	100,8	205
02041916	16 x 19	0,21	12,0	115,2	228
02041918	18 x 19	0,21	12,9	129,6	261
02041925	25 x 19	0,21	15,6	180,0	357
02041930	30 x 19	0,21	16,1	216,0	410
02041934	34 x 19	0,21	17,8	244,8	478
02041940	40 x 19	0,21	19,0	288,0	549
02041961	61 x 19	0,21	22,8	439,2	824
02041802	2 x 18	0,21	6,0	19,2	55
02041803	3 x 18	0,21	6,4	28,8	68
02041804	4 x 18	0,21	7,0	38,4	82
02041805	5 x 18	0,21	7,8	48,0	102
02041807	7 x 18	0,21	8,5	67,2	128
02041808	8 x 18	0,21	9,9	76,8	157
02041812	12 x 18	0,21	11,3	115,2	211
02041814	14 x 18	0,21	12,1	134,4	245

item no.	no. of cores x cross section n x AWG	largest single wire ø mm	outer-ø ± 5% mm	copper figure kg/km	cable weight ≈ kg/km
02041818	18 x 18	0,21	13,6	172,8	311
02041825	25 x 18	0,21	16,4	240,0	424
02041830	30 x 18	0,21	17,0	288,0	489
02041834	34 x 18	0,21	18,5	326,4	559
02041840	40 x 18	0,21	19,9	384,0	650
02041861	61 x 18	0,21	23,7	585,6	966
02041602	2 x 16	0,26	6,7	28,8	71
02041603	3 x 16	0,26	7,1	43,2	87
02041604	4 x 16	0,26	7,9	57,6	109
02041605	5 x 16	0,26	8,6	72,0	131
02041607	7 x 16	0,26	9,6	100,8	171
02041608	8 x 16	0,26	11,2	115,2	208
02041610	10 x 16	0,26	12,4	144,0	245
02041612	12 x 16	0,26	12,8	172,8	281
02041614	14 x 16	0,26	13,6	201,6	325
02041616	16 x 16	0,26	14,3	230,4	365
02041618	18 x 16	0,26	15,3	259,2	413
02041625	25 x 16	0,26	18,5	360,0	569
02041630	30 x 16	0,26	19,3	432,0	667
02041634	34 x 16	0,26	21,0	489,6	760
02041640	40 x 16	0,26	22,9	576,0	916
02041661	61 x 16	0,26	26,7	878,4	1309
02041402	2 x 14	0,26	8,1	48,0	108
02041403	3 x 14	0,26	8,6	72,0	132
02041404	4 x 14	0,26	9,5	96,0	166
02041405	5 x 14	0,26	10,6	120,0	208
02041407	7 x 14	0,26	11,6	168,0	263
02041408	8 x 14	0,26	13,8	192,0	322
02041410	10 x 14	0,26	15,2	240,0	383
02041412	12 x 14	0,26	15,7	288,0	440
02041418	18 x 14	0,26	18,7	432,0	643
02041425	25 x 14	0,26	23,1	600,0	904
02041203	3 x 12	0,31	10,2	115,2	196
02041204	4 x 12	0,31	11,3	153,6	246
02041205	5 x 12	0,31	12,6	192,0	304
02041207	7 x 12	0,31	13,9	268,8	397
02041003	3 x 10	0,31	12,1	172,8	284
02041004	4 x 10	0,31	13,2	230,4	351
02041005	5 x 10	0,31	14,9	288,0	440

Continued on next page

Control and connection cables

CC 600

PVC control cable with numbered black cores, AWG 8 - AWG 1



90°C Oil 60°C 600V CSA AWM I/II A/B 90°C F 600V FT1 FT2 CE



Marking for CC 600 02040804:

SAB BRÜCKSKES · D-VIERSEN · CC 600 8 AWG/4c 02040804

AWM Style 21216 90°C Oil 60°C 600V CSA AWM I/II A/B 90°C F 600V FT1 FT2 CE

Construction:

Conductor:	bare copper strands acc. to UL/CSA
Insulation:	special PVC acc. to VDE and UL/CSA
Colour code:	black cores with consecutive numbers acc. to EN 50334 + VDE 0293-334, green-yellow earth wire from 3 cores
Stranding:	in layers
Sheath material:	special oil resistant PVC acc. to VDE and UL/CSA
Sheath colour:	grey (RAL 7000)

Technical data:

Nominal voltage:	U ₀ /U 300/500 V	
Voltage UL/CSA:	600 V	
Testing voltage:	core/core 3000 V	
Min. bending radius		
<i>fixed laying:</i>	4 x d	
<i>flexible application:</i>	6 x d	
Radiation resistance:	8 x 10 ⁷ cJ/kg	
Temperature range	DIN VDE	UL/CSA: up to +90 °C
<i>fixed laying:</i>	-40/+70 °C	
<i>flexible application:</i>	+5/+70 °C	
Fire performance:	flame retardant and self-extinguishing acc. to IEC 60332-1-2 + VDE 0482-332-1-2, UL VW-1, CSA FT1, FT2	
Oil resistance:	very good - TM5 acc. to EN 50363-4-1 + VDE 0207-363-4-1, Oil 60 °C acc. to UL 758, Fuel Oil acc. to CSA-C 22.2 No. 210	
Absence of harmful substances:	acc. to RoHS directive of the European Union	

Outstanding features:



- UL recognized, CSA approved
- high mechanical loading capacity
- oil resistant
- on request construction with metric conductor stranding and VDE-Reg. no.

item no.	no. of cores x cross section n x AWG	largest single wire ø mm	outer-ø ± 5% mm	copper figure kg/km	cable weight ≈ kg/km
02040803	3 x 8	0,41	15,3	253,4	449
02040804	4 x 8	0,41	17,0	337,9	570
02040805	5 x 8	0,41	18,9	422,4	696
02040604	4 x 6	0,41	20,9	541,4	845
02040605	5 x 6	0,41	23,6	676,8	969
02040404	4 x 4	0,41	25,6	844,8	1360
02040204	4 x 2	0,41	30,4	1344,0	2007
02040104	4 x 1	0,41	33,2	1651,2	2464


Other dimensions and colours are possible on request.



SRY D 321 C

semi rigid PVC data cable with overall copper screen

CSA AWM I/II A/B 80°C 300V FT1 FT2 CE



Marking for SRY D 321 C 03210520:

SAB BRÖCKSKES · D-VIERSEN · 03210520 SRY D 321 C 20 AWG/5c 03212005

AWM Style 2464 80°C 300V CSA AWM I/II A/B 80°C 300V FT1 FT2 CE

Construction:

Conductor:	bare copper strands acc. to ASTM B 286
Insulation:	semi-rigid PVC
Colour code:	colour code US 2
Stranding:	in layers
Wrapping:	PETP foil
Screen:	tinned copper braiding
Sheath material:	PVC
Sheath colour:	grey (RAL 7032)

Technical data:

Voltage UL/CSA:	300 V	
Testing voltage:	core/core	2000 V
	core/screen	2000 V
Min. bending radius		
<i>fixed laying:</i>	5 x d	
<i>flexible application:</i>	10 x d	
Temperature range	DIN VDE	UL/CSA: up to +80 °C
<i>fixed laying:</i>	-30/+70 °C	
<i>flexible application:</i>	-5/+70 °C	
Fire performance:	flame retardant and self-extinguishing acc. to IEC 60332-1-2 + VDE 0482-332-1-2, CSA FT1, FT2	
Oil resistance:	acc. to internal standard	
Absence of harmful substances:	acc. to RoHS directive of the European Union	

Outstanding features:



- good EMC characteristic
- flexible
- small outer diameter
- small bending radius



On request with colour code
DIN 47100

item no.	no. of cores x cross section n x AWG	outer-ø ± 5% mm	copper figure kg/km	cable weight ≈ kg/km
03210226	2 x 26	4,1	9,5	22
03210326	3 x 26	4,3	10,8	24
03210426	4 x 26	4,5	12,2	26
03210526	5 x 26	4,8	15,3	31
03210726	7 x 26	5,1	18,0	36
03210826	8 x 26	5,7	21,2	44
03211226	12 x 26	6,2	26,6	52
03211626	16 x 26	6,8	33,9	64
03211826	18 x 26	7,1	38,4	71
03212526	25 x 26	8,2	50,0	91
03210224	2 x 24	4,4	11,2	25
03210324	3 x 24	4,6	13,4	28
03210424	4 x 24	4,9	17,4	33
03210524	5 x 24	5,2	19,6	38
03210724	7 x 24	5,5	25,8	46
03210824	8 x 24	6,2	28,2	55
03211024	10 x 24	6,6	34,4	60
03211224	12 x 24	6,8	38,9	67
03211624	16 x 24	7,4	49,7	84
03211824	18 x 24	7,8	54,2	92
03212524	25 x 24	9,2	73,8	123
03210222	2 x 22	4,7	13,7	28
03210322	3 x 22	4,9	18,9	34
03210422	4 x 22	5,2	22,4	40
03210522	5 x 22	5,6	27,7	47
03210722	7 x 22	6,0	34,6	57
03210822	8 x 22	6,7	40,0	68
03211022	10 x 22	7,2	48,8	78
03211222	12 x 22	7,4	55,8	87

item no.	no. of cores x cross section n x AWG	outer-ø ± 5% mm	copper figure kg/km	cable weight ≈ kg/km
03211622	16 x 22	8,1	71,7	110
03211822	18 x 22	8,7	78,8	124
03212522	25 x 22	10,1	107,4	136
03210220	2 x 20	5,2	20,5	37
03210320	3 x 20	5,4	26,5	44
03210420	4 x 20	5,8	34,2	54
03210520	5 x 20	6,2	40,3	63
03210620	6 x 20	6,7	48,1	74
03210720	7 x 20	6,7	54,0	80
03211020	10 x 20	8,2	76,0	109
03211220	12 x 20	8,5	87,9	127
03211820	18 x 20	9,9	126,1	179
03212520	25 x 20	11,6	172,8	238
03210218	2 x 18	5,6	28,8	47
03210318	3 x 18	5,9	38,1	57
03210418	4 x 18	6,3	49,1	71
03210518	5 x 18	6,9	60,3	86
03210718	7 x 18	7,4	78,8	108
03210818	8 x 18	8,6	90,2	131
03211218	12 x 18	9,6	129,4	176
03211818	18 x 18	11,1	189,5	251
03212518	25 x 18	13,4	258,9	346
03210216	2 x 16	6,0	34,1	54
03210316	3 x 16	6,2	45,9	67
03210416	4 x 16	6,7	59,6	83
03210516	5 x 16	7,3	73,3	101
03210716	7 x 16	7,9	99,0	130
03210816	8 x 16	9,1	113,1	157
03211216	12 x 16	10,2	162,8	212


Other dimensions and colours are possible on request.

SRY D 351 C (B) TP

semi-rigid PVC data cable, twisted pairs with overall copper screen



AWM I/II A/B 80°C 300V FT1 FT2 CE



Marking for SRY D 351 C (B) TP 03510320:

SAB BRÜCKSKES · D-VIERSEN · 03510320 SRY D 351 C (B) TP 20 AWG/3pr 03512003

AWM Style 2464 80°C 300V CSA AWM I/II A/B 80°C 300V FT1 FT2 CE

Construction:

Conductor:	bare copper strands acc. to ASTM B 286
Insulation:	semi-rigid PVC
Colour code:	colour code US 3
Stranding:	cores twisted to pairs, pairs twisted in layers
Wrapping:	PETP foil
Screen:	tinned copper braiding with a tinned copper drain wire (0,22 mm ²)
Sheath material:	PVC
Sheath colour:	grey (RAL 7032)

Technical data:

Voltage UL/CSA:	300 V
Testing voltage:	core/core 2000 V core/screen 2000 V
Min. bending radius	
fixed laying:	5 x d
flexible application:	10 x d
Temperature range	DIN VDE UL/CSA: up to +80 °C
fixed laying:	-30/+70 °C
flexible application:	-5/+70 °C
Fire performance:	flame retardant and self-extinguishing acc. to IEC 60332-1-2 + VDE 0482-332-1-2, CSA FT1, FT2
Oil resistance:	acc. to internal standard
Absence of harmful substances:	acc. to RoHS directive of the European Union

Outstanding features:



- good EMC characteristic
- flexible
- small outer diameter
- small bending radius



On request with colour code
DIN 47100

item no.	no. of pairs x cross section n x 2 x AWG	outer-ø ± 10% mm	copper figure kg/km	cable weight ≈ kg/km
03510226	2 x 2 x 26	5,5	14,9	34
03510326	3 x 2 x 26	6,1	19,2	43
03510426	4 x 2 x 26	6,8	23,5	49
03510526	5 x 2 x 26	7,3	26,3	56
03510726	7 x 2 x 26	7,6	33,3	66
03510826	8 x 2 x 26	8,1	36,1	72
03511026	10 x 2 x 26	9,0	43,3	89
03511226	12 x 2 x 26	9,8	50,6	102
03511626	16 x 2 x 26	10,6	63,4	125
03511826	18 x 2 x 26	10,9	70,6	136
03512526	25 x 2 x 26	12,7	90,3	182
03512626	26 x 2 x 26	12,6	92,9	185
03510224	2 x 2 x 24	5,9	19,9	42
03510324	3 x 2 x 24	6,6	24,4	51
03510424	4 x 2 x 24	7,4	30,5	59
03510524	5 x 2 x 24	7,9	36,6	69
03510724	7 x 2 x 24	8,5	47,2	87
03510824	8 x 2 x 24	9,0	51,7	95
03511024	10 x 2 x 24	9,8	62,5	113
03511224	12 x 2 x 24	10,7	73,4	130
03511624	16 x 2 x 24	11,6	93,3	161
03511824	18 x 2 x 24	12,4	102,4	189
03512524	25 x 2 x 24	14,0	137,3	239
03512624	26 x 2 x 24	14,3	141,9	247
03510222	2 x 2 x 22	6,4	25,0	50
03510322	3 x 2 x 22	7,1	33,5	62
03510422	4 x 2 x 22	8,0	42,2	74

item no.	no. of pairs x cross section n x 2 x AWG	outer-ø ± 10% mm	copper figure kg/km	cable weight ≈ kg/km
03510522	5 x 2 x 22	8,8	50,9	91
03510722	7 x 2 x 22	9,3	64,9	110
03511222	12 x 2 x 22	11,8	105,7	170
03511822	18 x 2 x 22	13,7	151,2	246
03512522	25 x 2 x 22	15,8	203,0	332
03510220	2 x 2 x 20	7,0	36,6	64
03510320	3 x 2 x 20	7,6	50,3	80
03510420	4 x 2 x 20	9,2	64,1	104
03510520	5 x 2 x 20	9,9	77,9	124
03510720	7 x 2 x 20	10,4	103,6	155
03511220	12 x 2 x 20	13,9	169,7	255
03511820	18 x 2 x 20	16,0	244,6	368
03512520	25 x 2 x 20	18,1	336,9	484
03510218	2 x 2 x 18	7,8	51,4	81
03510318	3 x 2 x 18	9,0	71,7	114
03510418	4 x 2 x 18	10,2	92,3	138
03510518	5 x 2 x 18	11,1	112,8	166
03510718	7 x 2 x 18	11,7	151,7	211
03511218	12 x 2 x 18	16,0	251,6	365
03511818	18 x 2 x 18	18,0	366,1	511
03512518	25 x 2 x 18	20,6	521,4	692
03510216	2 x 2 x 16	8,2	61,9	96
03510316	3 x 2 x 16	9,6	89,1	133
03510416	4 x 2 x 16	10,9	115,0	164
03510516	5 x 2 x 16	11,8	140,8	198
03510716	7 x 2 x 16	12,9	188,5	264
03510816	8 x 2 x 16	13,8	215,8	297

Other dimensions and colours are possible on request.

CAN-Bus Cables acc. to ISO 11898



S CB 628 halogen-free CAN-Bus cable for cable tracks with UL recognition

SABIX® CB 620 FRNC halogen-free, flame retardant CAN-Bus cable

AWG/1pr AWM Style 20235 80°C 300 V CE



Marking for S CB 628 06282251:

SAB BRÜCKSKES · D-VIERSEN · 06282251 1x2x0,25mm² S CB 628 24AWG/1pr AWM Style 20235 80°C 300 V CE



Construction:	S CB 628	SABIX® CB 620 FRNC
Dimension:	2 x 0,25 mm ² , 2 x 0,34 mm ² , 2 x 0,50 mm ² , 2 x 2 x 0,25 mm ² , 2 x 2 x 0,34 mm ² , 2 x 2 x 0,50 mm ²	2 x 0,25 mm ²
Conductor:	bare copper strands, extra fine wires	bare copper strands acc. to VDE 0812
Insulation:	PE, 2Y11 acc. to EN 50290-2-23 + VDE 0819-103	SABIX®
Colour code:	acc. to DIN 47100	
Wrapping:	non-woven tape	PETP foil
Inner sheath (nature):	SABIX®	---
Screen:	tinned copper braiding	
Sheath material:	PUR, TPU acc. to EN 50363-10-2 with rough surface	SABIX®
Sheath colour:	redlilac (RAL 4001)	

Technical data:	S CB 628	SABIX® CB 620 FRNC
Item number:	0628-2251, 0628-2341, 0628-2501, 0628-4251, 0628-4341, 0628-4501	6620-2251
Peak operating voltage:	max. 350 V	
Voltage UL:	300 V	---
Testing voltage core/core: core/screen:	2000 V 2000 V	1000 V 1000 V
Min. bending radius:	7,5 x d	
Radiation resistance:	5 x 10 ⁷ cJ/kg	---
Temperature range fixed laying: flexible application:	UL: up to +80 °C -40/+70 °C -40/+70 °C	-40/+85 °C -30/+85 °C
Halogen-free:	acc. to IEC 60754-1 + VDE 0482-754-1	
Fire performance:	flame retardant and self-extinguishing acc. to IEC 60332-1-2 + VDE 0482-332-1-2	no flame propagation acc. to IEC 60332-3-24 + IEC 60332-3-25 Cat. C resp. D
Corrosiveness of conflagration gases:	---	in compliance with IEC 60754-2 + VDE 0482-754-2 - no development of corrosive conflagration gases
Smoke density:	---	acc. to IEC 61034 + VDE 0482-1034
Oil resistance:	very good acc. to EN 50363-10-2 + VDE 0207-363-10-2	---
Chemical resistance:	good against acids, alkalines, solvents, hydraulic liquids etc.	---
Characteristic impedance:	120 Ω (95 - 140 Ω)	
Flexibility:	very good	good
Application in cable tracks:	recommended	not recommended
Weather resistance:	very good	---
UL Style:	20233	---
Absence of harmful substances:	acc. to RoHS directive of the European Union	

item no.	type	dimension	outer-ø ± 5%	copper figure kg/km	cable weight ≈kg/km
06282251	S CB 628	2 x 0,25 mm ²	7,9	20,2	77
06282341	S CB 628	2 x 0,34 mm ²	8,3	22,9	84
06282501	S CB 628	2 x 0,50 mm ²	8,7	29,0	81
06284251	S CB 628	2 x 2 x 0,25 mm ²	9,1	27,9	98
06284341	S CB 628	2 x 2 x 0,34 mm ²	9,6	32,7	105
06284501	S CB 628	2 x 2 x 0,50 mm ²	10,6	44,9	115
66202251	SABIX® CB 620 FRNC	2 x 0,25 mm ²	5,8	19,0	44

Other dimensions and colours are possible on request.



Profibus-DP Cables acc. to IEC 61158-2

SABIX® PB 630 FRNC halogen-free, flame retardant Profibus-DP cable

S PB 640 UL highly flexible PUR Profibus-DP cable with UL recognition, CSA approval



Marking for SABIX® PB 630 FRNC 66302341:

SAB BRÜCKSKES · D-VIERSEN · SABIX PB 630 FRNC 2x0,34mm² CE



Construction:	SABIX® PB 630 FRNC	S PB 640 UL
Dimension:	2 x 0,34 mm ²	2 x AWG 24
Conductor:	bare copper strands acc. to VDE 0812	bare copper strands AWG 24
Insulation:	acc. to EN 50290-2-23 + VDE 0819-103 (02Y11)	
Colour code:	red, green	
Stranding:	in layers	
Inner sheath (nature):	---	SABIX®
Screen:	alu foil and tinned copper braiding	
Sheath material:	SABIX®	PUR, TMPU acc. to EN 50363-10-2 with matt surface
Sheath colour:	redlilac (RAL 4001)	

Technical data:	SABIX® PB 630 FRNC	S PB 640 UL
Item number:	6630-2341	0640-2611
Peak operating voltage:	max. 350 V	
Voltage UL/CSA:	---	300 V
Testing voltage core/core: core/screen:	1500 V 1500 V	2000 V 2000 V
Radiation resistance:	7 x 10 ⁵ cJ/kg	---
Min. bending radius fixed laying: flexible application: continuously flexible:	12 x d	5 x d 10 x d 15 x d
Temperature range fixed laying: flexible application:	-40/+80 °C -30/+80 °C	UL/CSA: up to +60 °C -40/+80 °C -30/+80 °C
Halogen-free:	acc. to IEC 60754-1 + VDE 0482-754-1	
Fire performance:	no flame propagation acc. to IEC 60332-3-24 + IEC 60332-3-25 Cat. C resp. D. Flame retardant and self-extinguishing acc. to IEC 60332-1-2 + VDE 0482-332-1-2	flame retardant and self-extinguishing acc. to IEC 60332 + VDE 0482-332-1-2
Corrosiveness of conflagration gases:	in compliance with IEC 60754-2 + VDE 0482-754-2 - no development of corrosive conflagration gases	---
Smoke density:	very low	---
Oil resistance:	---	very good EN 50363-10-2 + VDE 0207-363-10-2
Characteristic impedance 3 - 20 MHz:	150 Ω ± 10%	
For fixed installation:	suitable	
For flexible application:	not suitable	suitable
Application in cable tracks:	not recommended	recommended
UL Style:	---	21198
Weather resistance:	good	---
Absence of harmful substances:	acc. to RoHS directive of the European Union	



Outstanding features:

S PB 640 UL:

- short assembling time
- avoidance of connection errors

item no.	type	dimension	outer-ø ± 5% mm	copper figure kg/km	cable weight ≈kg/km
66302341	SABIX® PB 630 FRNC	2 x 0,34 mm ²	7,5	30,4	62
06402611	S PB 640 UL	2 x 24 AWG	8,0 ± 0,4	31,2	62

Other dimensions and colours are possible on request.

Profibus-DP and Profibus-FMS apply the same transmission technology and a uniform bus access log. Therefore, both types can be used simultaneously on one cable.

Industrial Ethernet Cables CAT 5



RT PN 668

Profinet cable suitable for robots

ERSEN · RT PN 668 Profinet 2x2x22AWG · Robot Cable · CE



Marking for RT PN 668 06689001:

SAB BRÜCKSKES · D-VIERSEN · RT PN 668 Profinet 2x2x22AWG · Robot Cable · CE

Construction:

Conductor:	tinned copper strands, extra fine wires
Insulation:	PE
Colour code:	blue, yellow, white, orange
Stranding:	in layers
Wrapping:	netting tape, alu foil
Screen:	tinned copper braiding
Wrapping:	non-woven tape
Sheath material:	PUR
Sheath colour:	green (similar RAL 6018)

Technical data:

Peak operating voltage:	max. 350 V
Testing voltage:	core/core 1500 V core/screen 1200 V
Min. bending radius	
<i>fixed laying:</i>	5 x d
<i>flexible application:</i>	10 x d
Torsion angle:	± 180°/m
Temperature range	
<i>fixed laying:</i>	-40/+70 °C
<i>flexible application:</i>	-30/+70 °C
Halogen-free:	acc. to IEC 60754-1 + VDE 0482-754-1
Oil resistance:	TMPU acc. to EN 50363-10-2 + VDE 0207-363-10-2
Characteristic impedance:	100Ω ± 10Ω, fulfils the electrical and transmission requirements with high frequency with reference to EN 50288-2-2 + VDE 0819-2-2 (CAT 5 acc. to EN 50173-1)
Absence of harmful substances:	acc. to RoHS directive of the European Union

item no.	type	dimension	max. core-ø mm	outer-ø ± 5% mm	copper figure kg/km	cable weight ≈kg/km	ohmic resistance at 20°C acc. to VDE 0812 max. Ω/km
06689001	RT PN 668	2 x 2 x 22 AWG	1,50	7,0	36,3	62	58,0

Other dimensions and colours are possible on request.

Also possible as harnessed cable with M12 or RJ 45 plug!



Servo Motor Cables

SL 839 C

PUR transmission cable with overall copper screen



Marking for SL 839 C 08390122:

SAB BRÜCKSKES · D-VIERSEN · 08390122 SL 839 C 12 x 0,22 mm² DESINA AWM Style 20236 80°C 30V

Construction:

Conductor:	tinned copper strands with reference to VDE 0812
Insulation:	special polymer
Colour code:	coloured
	<i>acc. to dimension:</i>
Screen:	pairs wrapped with tinned copper braiding
Inner sheath:	special polymer
Stranding:	cores or pairs
Stranding:	cores/pairs twisted together in layers
Wrapping:	one non-woven tape or non-woven tape and PETP foil
Screen:	tinned copper braiding
Wrapping:	non-woven tape
Sheath material:	PUR, TPU acc. to EN 50363-10-2 + VDE 0207-363-10-2 with mat surface or PU acc. to UL 758
Sheath colour:	green (RAL 6018)

Technical data:

Peak operating voltage:	max. 30 V	
Voltage UL:	30 V	
Testing voltage:	core/core	600 V
	core/screen	600 V
Min. bending radius		
<i>fixed laying:</i>	5 x d	
<i>flexible application:</i>	10 x d	
<i>continuously flexible:</i>	12 x d	
Radiation resistance:	5 x 10 ⁷ cJ/kg	
Temperature range	DIN VDE	UL: up to +80 °C
<i>fixed laying:</i>	-40/+70 °C	
<i>flexible application:</i>	-20/+70 °C	
Oil resistance:	very good - TPU acc. to EN 50363-10-2 + VDE 0207-363-10-2 or oilrating 60 °C acc. to UL 758	
Chem. resistance:	good against acids, alkalines, solvents, hydraulic liquids etc.	
Weather resistance:	very good	
Absence of harmful substances:	acc. to RoHS directive of the European Union	

Outstanding features:



- UL recognized
- good EMC characteristics
- flexible installation
- oil resistant
- long service life
- adhesion-free installation
- halogen-free
- PWIS uncritical (PWIS = paint-wetting impairment substances)
- DESINA® colours (page C/4)



suitable for
resolvers and shaft encoders

Sheath material TPU acc. to DIN VDE 0282

item no.	dimension	sheath colour	largest single wire ø mm	outer-ø mm	copper figure kg/km	cable weight ≈ kg/km
08390114	3 x (2 x 0,14) D + 2 x (0,50) D	green	0,11/0,16	9,2 ± 0,4	68,2	106
08390214	3 x (2 x 0,14) D + 4 x 0,14 + 2 x 0,50	green	0,11/0,16	9,0 ± 0,4	63,7	101
08391050	3 x (2 x 0,14) D + 4 x 0,14 + 4 x 0,22 + 2 x 0,50	green	0,11/0,16	9,6 ± 0,4	79,0	114
08390138	4 x 2 x 0,38 + 4 x 0,50	green	0,11/0,16	8,8 ± 0,4	72,2	111
08390318	8 x 2 x 0,18	green	0,11	7,8 ± 0,4	48,0	77
08390122	12 x 0,22	green	0,11	6,7 ± 0,4	42,5	66

Other dimensions and colours are possible on request.

Sheath material PU acc. to UL 758

item no.	dimension	sheath colour	largest single wire ø mm	outer-ø mm	copper figure kg/km	cable weight ≈ kg/km
08390118	4 x 0,18	green	0,11	4,9 ± 0,4	18,9	30
08390218	4 x 2 x 0,18	green	0,11	6,3 ± 0,4	30,8	50
08390115	2 x 2 x 0,15 + 2 x 0,38	green	0,11/0,16	6,9 ± 0,3	46,1	67
08390220	2 x 2 x 0,20 + 2 x 0,38	green	0,11/0,16	6,9 ± 0,3	34,9	61

Other dimensions and colours are possible on request.

Note: DESINA® is a registered trademark of the German Machine Tool Builders' Association.


Servo Motor Cables

SL 841 C

combined TPE/PUR motor connection cable with overall copper screen 0.6/1 kV



80°C CSA AWM I/II A/B 80°C 300V FT1 FT2 CE



Marking for SL 841 C 08410407:

SAB BRÖCKSKES · D-VIERSEN · 08410407 SL 841 C 4 x 0,75 mm² (1000V) + 2 x (2 x 0,34 mm²) (300V)

DESINA AWM Style 20235 80°C CSA AWM I/II A/B 80°C 300V FT1 FT2 CE

Construction:

Conductor:	bare copper strands acc. to IEC 60228, VDE 0295, class 6 < 0,50 mm ² with reference to VDE 0812
Insulation:	TPE
Colour code:	black cores with consecutive numbers acc. to EN 50334 + VDE 0293-334 and a green-yellow earth wire
from item no. 08411415:	supply cores: * U1, V2, W3 and a green-yellow earth wire control cores: ** BR1 and BR2
Stranding:	control cores 0,34 mm ² - 2,5 mm ² twisted to pairs
Screen:	pairs wrapped with alu foil, tinned copper braiding
Wrapping:	pairs with PETP foil
Stranding:	screened control pairs and supply cores twisted together in layers
Wrapping:	two layers non-woven tape
Screen:	overall copper screen
Wrapping:	non-woven tape
Sheath material:	PUR, TMPU acc. to EN 50363-10-2 + VDE 0207-363-10-2 with mat surface
Sheath colour:	orange (RAL 2003)

Technical data:

Nominal voltage:	supply cores U ₀ /U 0.6/1 kV
Peak operating voltage:	control cores max. 350 V
Voltage UL/CSA:	supply cores 1000 V control cores 300 V
Testing voltage:	supply cores core/core 4000 V core/screen 4000 V control cores core/core 2000 V core/screen 2000 V
Min. bending radius	5 x d fixed laying: flexible application: continuously flexible: 10 x d 12 x d
Radiation resistance:	5 x 10 ⁷ cJ/kg
Temperature range	DIN VDE UL/CSA: up to +80 °C fixed laying: -50/+90 °C flexible application: -40/+90 °C
Fire performance:	flame retardant and self-extinguishing acc. to IEC 60332-1-2 + VDE 0482-332-1-2, UL FT1, CSA FT1, FT2
Oil resistance:	very good - TMPU acc. to EN 50363-10-2 + VDE 0207-363-10-2
Chem. resistance:	good against acids, alkalines, solvents, hydraulic liquids etc.
Weather resistance:	very good
Absence of harmful substances:	acc. to RoHS directive of the European Union

Outstanding features:



- UL recognized, CSA approval
- very good EMC characteristics
- long service life
- adhesion-free installation
- high flexibility
- suitable for cable tracks
- halogen-free
- PWIS uncritical
(PWIS = paint-wetting impairment substances)
- flexible at low temperatures
- DESINA® colours (see page C/4)



Cable harnessing possible on request

item no.	dimension	AWG		largest single wire ø mm	outer-ø mm	copper figure kg/km	cable weight ≈ kg/km
		supply cores	control cores (pairs)				
08410407	4 x 0,75 + 2 x (2 x 0,34)	19 / 4c	22 / 2pr	0,16/0,11	11,6 ± 0,5	117,1	168
08410410	4 x 1,00 + 2 x (2 x 0,75)	18 / 4c	19 / 2pr	0,16	11,8 ± 0,5	150,1	201
08410415	4 x 1,50 + 2 x (2 x 0,75)	16 / 4c	19 / 2pr	0,16	12,3 ± 0,5	170,1	228
08410425	4 x 2,50 + 2 x (2 x 1,00)	14 / 4c	18 / 2pr	0,16	14,5 ± 0,8	231,8	320
08410441	4 x 4,00 + (2 x 1,00) + (2 x 1,50)	12 / 4c	18 / 1pr + 16 / 1pr	0,16	17,4 ± 0,6	343,0	458
08410461	4 x 6,00 + (2 x 1,00) + (2 x 1,50)	10 / 4c	18 / 1pr + 16 / 1pr	0,21/0,16	18,9 ± 0,8	432,8	557
08410471	4 x 10,00 + (2 x 1,00) + (2 x 1,50)	8 / 4c	18 / 1pr + 16 / 1pr	0,21/0,16	20,4 ± 1,0	603,7	736
08410485	4 x 16,00 + 2 x (2 x 1,50)	6 / 4c	16 / 2pr	0,21/0,16	26,0 ± 0,8	875,7	1111
08410490	4 x 25,00 + 2 x (2 x 1,50)	4 / 4c	16 / 2pr	0,21/0,16	29,4 ± 0,8	1251,1	1517
08410495	4 x 35,00 + 2 x (2 x 1,50)	2 / 4c	16 / 2pr	0,21/0,16	31,3 ± 0,8	1644,6	1882
08410496	4 x 50,00 + 2 x (2 x 2,50)	1 / 4c	14 / 2pr	0,31/0,16	38,2 ± 0,8	2317,6	2659
08411415	4 x 1,50 + (2 x 1,50)	16 / 4c	16 / 1pr	0,16	12,5 ± 0,3	159,9	222
08411425	4 x 2,50 + (2 x 1,50)	14 / 4c	16 / 1pr	0,16	13,3 ± 0,4	204,8	285
08411440	4 x 4,00 + (2 x 1,50)	12 / 4c	16 / 1pr	0,16	15,2 ± 0,4	268,8	369
08411460	4 x 6,00 + (2 x 1,50)	10 / 4c	16 / 1pr	0,21/0,16	16,6 ± 1,1	377,5	485
08411470	4 x 10,00 + (2 x 1,50)	8 / 4c	16 / 1pr	0,21/0,16	19,5 ± 1,6	555,8	677
08411480	4 x 16,00 + (2 x 1,50)	6 / 4c	16 / 1pr	0,21/0,16	23,7 ± 1,0	814,8	1019
08411490	4 x 25,00 + (2 x 1,50)	4 / 4c	16 / 1pr	0,21/0,16	27,2 ± 0,7	1175,6	1418
08411495	4 x 35,00 + (2 x 1,50)	2 / 4c	16 / 1pr	0,21/0,16	30,1 ± 1,0	1586,4	1810
08411496	4 x 50,00 + (2 x 1,50)	1 / 4c	16 / 1pr	0,31/0,16	34,4 ± 1,0	2192,4	2463

Other dimensions and colours are possible on request.

Note: SIEMENS® is a registered trademark. It is only used for comparative purposes.
INDRAMAT® is a registered trademark of Bosch Rexroth AG. It is only used for comparative purposes.
DESINA® is a registered trademark of the German Machine Tool Builders' Association.

DESINA®
INDRAMAT®
SIEMENS®



Halogen-free Cables

SABIX® A 147 FRNC wiring cable 600 V
SABIX® A 157 FRNC wiring cable 1000 V



SABIX® A 147 FRNC 300/500V 0,5 mm² 20 AWG AWM Style 10528 75°C 600V CE

Marking for SABIX® A 147 FRNC 61470150:

SAB BRÖCKSKES · D-VIERSEN · SABIX® A 147 FRNC 300/500V 0,5 mm² 20 AWG AWM Style 10528 75°C 600V CE

Construction:

Conductor:	tinned copper strands acc. to IEC 60228, VDE 0295, class 5
Insulation:	SABIX®
Colour code:	see table*

Outstanding features:



- halogen-free
- no flame propagation
- flame retardant and self-extinguishing
- UL recognized

Technical Data:

Nominal voltage:	SABIX® A 147 FRNC: 0,50 - 1,0 mm ² : Uo/U 300/500 V	SABIX® A 157 FRNC: 1,50 - 300,0 mm ² : Uo/U 450/750 V
Voltage UL:	SABIX® A 147 FRNC: 20 - 18 AWG: 600 V	SABIX® A 157 FRNC: 16 AWG - 550 MCM: 1000 V
Testing voltage:	SABIX® A 147 FRNC: 2000 V	SABIX® A 157 FRNC: 2500 V
Min. bending radius: For one single bend:	7,5 x d 5 x d	
Temperature range <i>fixed laying:</i> <i>flexible application:</i>	DIN/VDE: -40/+90 °C -30/+90 °C	UL: up to +75 °C
Halogen-free:	acc. to IEC 60754-1 + VDE 0482-754-1	
Fire performance:	no flame propagation acc. to IEC 60332-3-24 + VDE 0482-332-3-24 resp. IEC 60332-3-25 + VDE 0482-332-3-25 cat. C resp. D. Flame retardant and self-extinguishing acc. to IEC 60332-1-2 + VDE 0482-332-1-2	
Corrosiveness of conflagration gases:	in compliance with IEC 60754-2 + VDE 0482-754-2 - no development of corrosive conflagration gases	
Smoke density:	acc. to IEC 61034 + VDE 0482-1034	
Flexibility:	good	
Absence of harmful substances:	acc. to RoHS directive of the European Union	

SABIX® A 147 FRNC

item no.	nominal cross-section mm ²	AWG/MCM	largest single wire ø mm	outer-ø ± 5% mm	copper figure kg/km	cable weight ≈ kg/km
6147 .. 50*	0,50	20 (15/32)	0,21	2,5	4,8	12
6147 .. 75*	0,75	19 (23/32)	0,21	2,8	7,2	14
6147 .. 80*	1,00	18 (30/32)	0,21	2,9	9,6	16

Other dimensions and colours are possible on request.

SABIX® A 157 FRNC

item no.	nominal cross-section mm ²	AWG/MCM	largest single wire ø mm	outer-ø ± 5% mm	copper figure kg/km	cable weight ≈ kg/km
6157 .. 82*	1,50	16 (27/30)	0,26	3,2	14,4	22
6157 .. 84*	2,50	14 (46/30)	0,26	3,6	24,0	32
6157 .. 86*	4,00	12 (52/28)	0,31	4,3	38,4	46
6157 .. 87*	6,00	10 (70/20)	0,31	5,5	57,6	75
6157 .. 88*	10,00	8 (77/26)	0,41	6,7	96,0	117
6157 .. 89*	16,00	6 (119/26)	0,41	8,8	153,6	192
6157 .. 90*	25,00	4 (196/26)	0,41	10,2	240,0	282
6157 .. 91*	35,00	2 (280/26)	0,41	12,7	336,0	414
6157 .. 92*	50,00	1 (400/26)	0,41	13,9	480,0	573
6157 .. 93*	70,00	2/0 (554/26)	0,41	16,3	672,0	775
6157 .. 94*	95,00	3/0 (484/24)	0,51	18,4	912,0	1009
6157 .. 95*	120,00	4/0 (589/24)	0,51	20,9	1152,0	1248
6157 .. 96*	150,00	250 MCM (740/24)	0,51	22,4	1440,0	1532
6157 .. 97*	185,00	350 MCM (899/24)	0,51	25,0	1776,0	1889
6157 .. 98*	240,00	450 MCM (1220/24)	0,51	28,3	2304,0	2474
6157 .. 99*	300,00		0,51	31,0	2880,0	3063

Other dimensions and colours are possible on request.

* Colour code for single conductors, position 5 and 6 of the item no.:

01 = black	07 = violet
02 = blue	08 = white
03 = brown	09 = orange
04 = grey	11 = red
05 = yellow	16 = gentian blue
06 = green	27 = green-yellow

Halogen-free Cables

SABIX® CC 625 S FRNC M

control cable with numbered cores and overall copper screen



Marking for SABIX® CC 625 S FRNC M 62341215:

SAB BRÜCKSKES · D-VIERSEN · 62341215 12 x 1,5 mm² SABIX® CC 625 S FRNC M

16 AWG/12c 62341612 AWM Style 21089 75°C 600V CSA AWM I/II A/B 80°C 600V FT1 CE

Construction:

Conductor:	bare copper strands acc. to IEC 60228, VDE 0295, class 5
Insulation:	SABIX®
Colour code:	black cores with consecutive numbers acc. to EN 50334 + VDE 0293-334, green-yellow earth wire from 3 cores
Stranding:	in layers
Wrapping:	foil
Screen:	tinned copper braiding
Sheath material:	SABIX®
Sheath colour:	grey (RAL 7000)

Outstanding features:



- halogen-free
- UL recognized, CSA approved
- no flame propagation
- good EMC characteristics
- flame retardant and self-extinguishing
- flexible

Technical Data:

Nominal voltage:	U ₀ /U 300/500 V
Voltage UL/CSA:	600 V
Testing voltage:	core/core 3000 V core/screen 2000 V
Min. bending radius	
fixed laying:	5 x d
flexible application:	10 x d
Temperature range	
fixed laying:	UL: up to +75 °C CSA: up to + 80 °C DIN VDE: -40/+90 °C
flexible application:	-30/+90 °C
Halogen-free:	acc. to IEC 60754-1 + VDE 0482-754-1
Fire performance:	no flame propagation acc. to IEC 60332-3-24 + VDE 0482-332-3-24 resp. IEC 60332-3-25 + VDE 0482-332-3-25 cat. C resp. D. Flame retardant and self-extinguishing acc. to IEC 60332-1-2 + VDE 0482-332-1-2, CSA FT1
Corrosiveness of conflagration gases:	in compliance with IEC 60754-2 + VDE 0482-754-2 - no development of corrosive conflagration gases
Smoke density:	acc. to IEC 61034 + VDE 0482-1034
Flexibility:	good
Absence of harmful substances:	acc. to RoHS directive of the European Union

item no.	no. of cores x cross section n x mm ²	largest single wire ø mm	outer-ø ± 5% mm	copper figure kg/km	cable weight ≈ kg/km
62340205	2 x 0,50	0,21	5,7	20,8	45
62340305	3 x 0,50	0,21	6,0	26,0	54
62340405	4 x 0,50	0,21	6,4	32,2	64
62340505	5 x 0,50	0,21	7,0	38,7	76
62340705	7 x 0,50	0,21	7,6	50,3	96
62340805	8 x 0,50	0,21	8,9	58,4	121
62340905	9 x 0,50	0,21	9,4	63,6	131
62341005	10 x 0,50	0,21	9,6	70,6	136
62341205	12 x 0,50	0,21	9,8	80,9	152
62341405	14 x 0,50	0,21	10,7	103,4	188
62341605	16 x 0,50	0,21	11,2	113,8	206
62341805	18 x 0,50	0,21	12,0	128,3	234
62342505	25 x 0,50	0,21	13,8	168,2	306
62343005	30 x 0,50	0,21	15,0	198,0	361
62343405	34 x 0,50	0,21	16,3	239,4	429
62344005	40 x 0,50	0,21	17,6	278,3	503
62344105	41 x 0,50	0,21	17,6	283,4	514
62346105	61 x 0,50	0,21	20,2	395,6	693
62340207	2 x 0,75	0,21	6,2	25,1	52
62340307	3 x 0,75	0,21	6,5	33,3	64
62340407	4 x 0,75	0,21	7,0	41,8	77
62340507	5 x 0,75	0,21	7,8	50,4	94
62340707	7 x 0,75	0,21	8,4	67,8	118
62340807	8 x 0,75	0,21	9,8	76,9	145
62340907	9 x 0,75	0,21	10,8	100,4	181
62341007	10 x 0,75	0,21	11,0	103,7	182
62341207	12 x 0,75	0,21	11,3	122,2	207
62341407	14 x 0,75	0,21	12,0	136,8	235
62341607	16 x 0,75	0,21	12,6	151,5	259
62341807	18 x 0,75	0,21	13,2	169,3	286
62342507	25 x 0,75	0,21	16,3	245,1	416
62343007	30 x 0,75	0,21	16,8	281,4	468
62343407	34 x 0,75	0,21	18,2	318,5	534
62344007	40 x 0,75	0,21	19,7	370,3	625
62344107	41 x 0,75	0,21	19,7	377,5	635
62346107	61 x 0,75	0,21	22,9	532,4	879
62340210	2 x 1,00	0,21	6,4	30,9	58
62340310	3 x 1,00	0,21	6,8	41,8	73
62340410	4 x 1,00	0,21	7,3	51,5	87
62340510	5 x 1,00	0,21	8,0	63,7	107
62340710	7 x 1,00	0,21	8,9	84,6	139
62340810	8 x 1,00	0,21	10,1	96,2	165
62340910	9 x 1,00	0,21	11,2	118,2	200
62341010	10 x 1,00	0,21	11,4	131,8	210
62341210	12 x 1,00	0,21	11,9	151,2	241
62341410	14 x 1,00	0,21	12,4	170,6	268
62341810	18 x 1,00	0,21	13,9	216,7	340

item no.	no. of cores x cross section n x mm ²	largest single wire ø mm	outer-ø ± 5% mm	copper figure kg/km	cable weight ≈ kg/km
62342510	25 x 1,00	0,21	16,9	312,8	483
62343010	30 x 1,00	0,21	17,7	361,3	556
62343410	34 x 1,00	0,21	19,1	400,7	629
62344010	40 x 1,00	0,21	20,6	467,1	730
62344110	41 x 1,00	0,21	20,6	476,7	742
62346110	61 x 1,00	0,21	24,0	687,8	1042
62340215	2 x 1,50	0,26	7,0	41,8	71
62340315	3 x 1,50	0,26	7,5	57,5	92
62340415	4 x 1,50	0,26	8,1	73,4	113
62340515	5 x 1,50	0,26	9,0	89,4	139
62340715	7 x 1,50	0,26	9,8	120,1	178
62340815	8 x 1,50	0,26	11,8	151,1	236
62340915	9 x 1,50	0,26	12,5	165,8	259
62341015	10 x 1,50	0,26	12,8	183,6	272
62341215	12 x 1,50	0,26	13,3	212,5	313
62341415	14 x 1,50	0,26	13,9	245,5	354
62341815	18 x 1,50	0,26	15,8	324,1	464
62342515	25 x 1,50	0,26	19,2	441,8	644
62343015	30 x 1,50	0,26	19,8	514,5	734
62343415	34 x 1,50	0,26	21,4	581,2	835
62344015	40 x 1,50	0,26	23,1	669,4	963
62344115	41 x 1,50	0,26	23,1	683,8	972
62346115	61 x 1,50	0,26	27,1	992,6	1403
62340225	2 x 2,50	0,26	8,3	63,8	101
62340325	3 x 2,50	0,26	9,0	89,4	136
62340425	4 x 2,50	0,26	9,7	115,3	168
62340525	5 x 2,50	0,26	11,0	151,7	220
62340725	7 x 2,50	0,26	12,1	204,1	286
62340825	8 x 2,50	0,26	14,1	236,0	346
62340925	9 x 2,50	0,26	15,2	260,4	386
62341025	10 x 2,50	0,26	15,7	304,8	428
62341225	12 x 2,50	0,26	16,4	353,1	493
62341825	18 x 2,50	0,26	19,3	513,9	712
62342525	25 x 2,50	0,26	23,4	693,5	965
62340340	3 x 4,00	0,31	10,6	146,8	205
62340440	4 x 4,00	0,31	11,5	189,5	256
62340540	5 x 4,00	0,31	12,8	231,6	316
62340740	7 x 4,00	0,31	14,1	312,8	412
62340360	3 x 6,00	0,31	12,3	208,9	284
62340460	4 x 6,00	0,31	13,6	270,2	362
62340560	5 x 6,00	0,31	15,1	332,3	449
62340461	4 x 10,00	0,31	18,3	457,8	636
62340561	5 x 10,00	0,31	20,2	562,9	783
62340462	4 x 16,00	0,41	22,2	706,7	927
62340463	4 x 25,00	0,41	27,4	1074,8	1450
62340464	4 x 35,00	0,41	31,3	1471,8	1959

Other dimensions and colours are possible on request.

Halogen-free Cables

SABIX® CC 625 SH FRNC M

control cable with numbered cores, inner sheath and overall copper screen



1089 75°C 600V CSA AWM I/II A/B 80°C 600V FT1 CE



Marking for SABIX® CC 625 SH FRNC M 62571215:

SAB BRÜCKSKES · D-VIERSEN · 62571215 12 x 1,5 mm² SABIX® CC 625 SH FRNC M

16 AWG/12c 62571612 AWM Style 21089 75°C 600V CSA AWM I/II A/B 80°C 600V FT1 CE

Construction:

Conductor:	bare copper strands acc. to IEC 60228, VDE 0295, class 5
Insulation:	SABIX®
Colour code:	black cores with consecutive numbers acc. to EN 50334 + VDE 0293-334, green-yellow earth wire from 3 cores
Stranding:	in layers
Inner sheath:	SABIX®
Screen:	tinned copper braiding
Sheath material:	SABIX®
Sheath colour:	grey (RAL 7000)

Outstanding features:



- halogen-free
- UL recognized, CSA approved
- no flame propagation
- good EMC characteristics
- flame retardant and self-extinguishing
- flexible

Technical Data:

Nominal voltage:	U ₀ /U 300/500 V
Voltage UL/CSA:	600 V
Testing voltage:	core/core 3000 V core/screen 2000 V
Min. bending radius	
fixed laying:	5 x d
flexible application:	10 x d
Temperature range	UL: up to +75 °C CSA: up to +80 °C
fixed laying:	DIN VDE: -40/+90 °C
flexible application:	-30/+90 °C
Halogen-free:	acc. to IEC 60754-1 + VDE 0482-754-1
Fire performance:	no flame propagation acc. to IEC 60332-3-24 + VDE 0482-332-3-24 resp. IEC 60332-3-25 + VDE 0482-332-3-25 cat. C resp. D. Flame retardant and self-extinguishing acc. to IEC 60332-1-2 + VDE 0482-332-1-2, CSA FT1
Corrosiveness of conflagration gases:	in compliance with IEC 60754-2 + VDE 0482-754-2 - no development of corrosive conflagration gases
Smoke density:	acc. to IEC 61034 + VDE 0482-1034
Flexibility:	good
Absence of harmful substances:	acc. to RoHS directive of the European Union

item no.	no. of cores x cross section n x mm ²	largest single wire ø mm	outer-ø ± 5% mm	copper figure kg/km	cable weight ≈ kg/km
62570205	2 x 0,50	0,21	7,0	23,3	74
62570305	3 x 0,50	0,21	7,3	28,5	82
62570405	4 x 0,50	0,21	7,8	34,9	95
62570505	5 x 0,50	0,21	8,4	41,5	110
62570705	7 x 0,50	0,21	9,1	53,3	134
62570805	8 x 0,50	0,21	10,4	60,5	164
62570905	9 x 0,50	0,21	11,1	77,9	189
62571005	10 x 0,50	0,21	11,3	87,1	196
62571205	12 x 0,50	0,21	11,5	97,4	213
62571405	14 x 0,50	0,21	12,4	108,0	244
62571605	16 x 0,50	0,21	12,9	121,6	268
62571805	18 x 0,50	0,21	13,7	132,1	296
62572505	25 x 0,50	0,21	16,3	193,3	409
62573005	30 x 0,50	0,21	16,7	219,2	451
62573405	34 x 0,50	0,21	18,0	247,9	511
62574005	40 x 0,50	0,21	19,5	287,2	602
62574105	41 x 0,50	0,21	19,5	292,4	608
62576105	61 x 0,50	0,21	22,3	405,2	813
62570207	2 x 0,75	0,21	7,6	28,8	87
62570307	3 x 0,75	0,21	7,9	36,1	97
62570407	4 x 0,75	0,21	8,4	46,2	113
62570507	5 x 0,75	0,21	9,3	53,5	134
62570707	7 x 0,75	0,21	9,9	69,8	160
62570807	8 x 0,75	0,21	11,5	93,5	209
62570907	9 x 0,75	0,21	12,3	100,9	230
62571007	10 x 0,75	0,21	12,7	111,5	244
62571207	12 x 0,75	0,21	13,0	126,0	267
62571407	14 x 0,75	0,21	13,7	140,6	297
62571607	16 x 0,75	0,21	14,3	159,3	328
62571807	18 x 0,75	0,21	15,1	173,9	361
62572507	25 x 0,75	0,21	18,0	253,5	499
62573007	30 x 0,75	0,21	18,7	290,1	563
62573407	34 x 0,75	0,21	20,1	327,6	636
62574007	40 x 0,75	0,21	21,6	379,8	735
62574107	41 x 0,75	0,21	21,6	387,0	745
62576107	61 x 0,75	0,21	25,2	542,8	1028
62570210	2 x 1,00	0,21	7,8	33,6	94
62570310	3 x 1,00	0,21	8,2	44,6	108
62570410	4 x 1,00	0,21	8,9	55,8	129
62570510	5 x 1,00	0,21	9,5	67,3	149
62570710	7 x 1,00	0,21	10,4	86,6	183
62570810	8 x 1,00	0,21	12,2	112,9	241
62570910	9 x 1,00	0,21	12,9	126,0	264
62571010	10 x 1,00	0,21	13,3	135,7	277
62571210	12 x 1,00	0,21	13,6	155,0	304
62571410	14 x 1,00	0,21	14,1	178,4	337
62571810	18 x 1,00	0,21	15,8	237,7	430

item no.	no. of cores x cross section n x mm ²	largest single wire ø mm	outer-ø ± 5% mm	copper figure kg/km	cable weight ≈ kg/km
62572510	25 x 1,00	0,21	18,8	314,2	572
62573010	30 x 1,00	0,21	19,6	370,2	657
62573410	34 x 1,00	0,21	21,0	409,9	732
62574010	40 x 1,00	0,21	22,5	476,7	845
62574110	41 x 1,00	0,21	22,5	486,3	857
62576110	61 x 1,00	0,21	26,3	690,5	1191
62570215	2 x 1,50	0,26	8,4	44,6	112
62570315	3 x 1,50	0,26	9,0	60,6	135
62570415	4 x 1,50	0,26	9,6	76,9	158
62570515	5 x 1,50	0,26	10,7	103,6	199
62570715	7 x 1,50	0,26	11,5	136,7	243
62570815	8 x 1,50	0,26	13,5	154,9	301
62570915	9 x 1,50	0,26	14,2	173,6	330
62571015	10 x 1,50	0,26	14,7	188,1	349
62571215	12 x 1,50	0,26	15,0	217,1	385
62571415	14 x 1,50	0,26	15,8	266,5	446
62571815	18 x 1,50	0,26	17,7	332,5	557
62572515	25 x 1,50	0,26	21,1	443,6	748
62573015	30 x 1,50	0,26	21,7	523,9	848
62573415	34 x 1,50	0,26	23,5	583,3	959
62574015	40 x 1,50	0,26	25,4	679,9	1117
62574115	41 x 1,50	0,26	25,4	694,3	1126
62576115	61 x 1,50	0,26	29,4	996,7	1574
62570225	2 x 2,50	0,26	9,8	67,3	157
62570325	3 x 2,50	0,26	10,7	103,6	202
62570425	4 x 2,50	0,26	11,4	131,8	238
62570525	5 x 2,50	0,26	12,7	159,5	290
62570725	7 x 2,50	0,26	13,8	207,9	357
62570825	8 x 2,50	0,26	16,2	257,0	454
62570925	9 x 2,50	0,26	17,1	288,9	498
62571025	10 x 2,50	0,26	17,6	313,2	528
62571225	12 x 2,50	0,26	18,3	361,8	596
62571825	18 x 2,50	0,26	21,2	515,7	822
62572525	25 x 2,50	0,26	25,5	704,0	1115
62570340	3 x 4,00	0,31	12,3	151,3	228
62570440	4 x 4,00	0,31	13,4	193,3	337
62570540	5 x 4,00	0,31	14,7	236,1	405
62570740	7 x 4,00	0,31	16,2	333,8	526
62570360	3 x 6,00	0,31	14,0	216,7	377
62570460	4 x 6,00	0,31	15,5	295,1	477
62570560	5 x 6,00	0,31	17,0	360,9	575
62570461	4 x 10,00	0,41	20,2	466,9	791
62570561	5 x 10,00	0,41	22,3	572,4	960
62570462	4 x 16,00	0,41	24,3	717,0	1144
62570463	4 x 25,00	0,41	29,7	1079,0	1758
62570464	4 x 35,00	0,41	33,8	1480,9	2358

Other dimensions and colours are possible on request.

Generator connection cable

with silicone impregnated fiber-glass braiding

+180 °C



Application: For the wiring of motors /generators / transformers. Suitable for the potting with impregnating materials for example with epoxy resin. Residues can be easily removed from the silicone impregnated surfaces.

Construction:

Conductor:	tinned copper strands acc. to IEC 60228, VDE 0295, class 5
Wrapping:	non-woven tape
Insulation:	special silicone
Colour code	
450/750 V:	white
3,8/6,6 kV:	grey
8,0/13,8 kV:	black
Braiding:	fiber-glass
Impregnation:	special silicone

Technical data:

Nominal voltage:	U _o /U 450/750 V U _o /U 3,8/6,6 V U _o /U 8,0/13,8 V
Testing voltage:	450/750 V = 2500 V 3,8/6,6 kV = 15000 V 8,0/13,8 kV = 30000 V
Min. bending radius:	7,5 x d
Radiation resistance:	2 x 10 ⁷ cJ/kg
Temperature range	
<i>fixed laying:</i>	-40/+180 °C
<i>flexible application:</i>	-25/+180 °C
<i>short-time use:</i>	+250 °C
Halogen-free:	acc. to IEC 60754-1 + VDE 0482-754-1
Fire performance:	flame retardant and self-extinguishing acc. to IEC 60332-1-2 + VDE 0482-332-1-2
Corrosiveness of conflagration gases:	in compliance with IEC 60754-2 + VDE 0482-754-2 - no development of corrosive conflagration gases
Absence of harmful substances:	acc. to RoHS directive of the European Union

Outstanding features:



- halogen-free
- flexible at low temperatures
- heat resistant
- good mechanical characteristics
- fiber-glass braiding up to +400°C

450/750 V

item no.	nominal cross-section mm ²	largest single wire ø mm	outer-ø ± 5% mm	copper figure kg/km	cable weight ≈ kg/km
	6,00	0,31	5,3	57,6	71
	10,00	0,41	6,9	96,0	125
item group 0123	16,00	0,41	7,9	153,6	179
	25,00	0,41	10,1	240,0	279
	35,00	0,41	11,5	336,0	381
item no. on request	50,00	0,41	13,1	480,0	548
	70,00	0,41	15,4	672,0	722
	95,00	0,51	18,3	912,0	1004
	120,00	0,51	20,2	1152,0	1221

Other dimensions and colours are possible on request.

3,8/6,6 kV


item no.	nominal cross-section mm ²	largest single wire ø mm	outer-ø ± 5% mm	copper figure kg/km	cable weight ≈ kg/km
	16,00	0,41	10,3	153,6	224
item group 0123	25,00	0,41	12,1	240,0	325
	35,00	0,41	13,5	336,0	434
	50,00	0,41	15,1	480,0	596
item no. on request	70,00	0,41	17,4	672,0	798
	95,00	0,51	19,5	912,0	1032
	120,00	0,51	21,4	1152,0	1250

Other dimensions and colours are possible on request.

8,0/13,8 kV

item no.	nominal cross-section mm ²	largest single wire ø mm	outer-ø ± 5% mm	copper figure kg/km	cable weight ≈ kg/km
item group 0123	10,00	0,41	11,9	96,0	224
	16,00	0,41	12,9	153,6	286
	25,00	0,41	14,7	240,0	386
item no. on request	50,00	0,41	17,3	480,0	663
	70,00	0,41	19,6	672,0	870
	95,00	0,51	21,7	912,0	1109

Other dimensions and colours are possible on request.



SAB BRÖCKSKES GMBH & CO. KG
GREFRATHER STR. 204 - 212 B
41749 VIERSEN · GERMANY
TEL.: +49/2162/898-0
FAX: +49/2162/898-101
WWW.SAB-WORLDWIDE.COM
INFO@SAB-BROECKSKES.DE