


Notes:

1. Terminate connectors per manufactures assembly instructions. Locate labels apprximately where shown.
2. Length tolerance +3.0/-0 inches.
3. The XXX in the part number is the length of the assembly in inches.
4. Test cables for continuity and cross continuity using HT113B multimeter .
5. Include test results with each shipment.

ECN	REVISION	ZONE	SHEET	DESCRIPTION OF CHANGE	APPROVED	DATE
386	NR	-	-	INITIAL RELEASE	<i>KMK</i>	3-16-2021

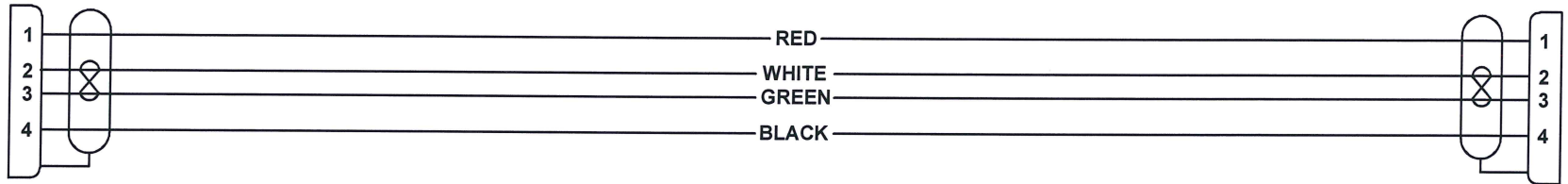
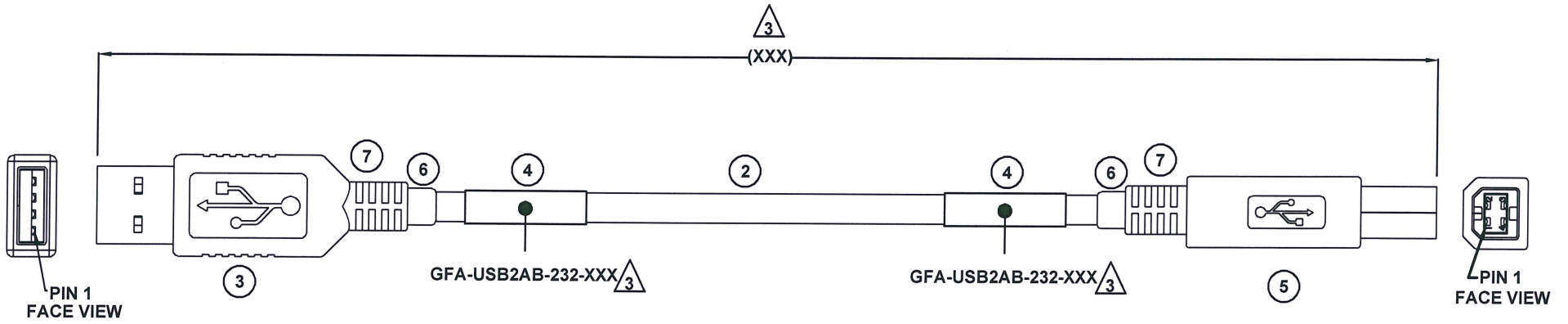
2	1181	COPPER TAPE	7
2	M23053/5-106-0	1/4 INCH BLACK HEAT SHRINK	6
1	GFSC-2011	USB 2.0 B PLUG W/HS AND BOOT	5
2	3PS-375-2-WT	.375 INCH WHITE HEAT SHRINK LABEL	4
1	GFSC-2010	USB 2.0 A PLUG W/HS AND BOOT	3
A/R	GF90-24USB2	USB 2.0 CABLE	2
3	GFA-USB2AB-232-XXX	USB 2.0 A PLUG TO B PLUG ASSEMBLY	1
QTY	PART NUMBER	DESCRIPTION	ITEM #
-XXX	BILL OF MATERIALS		
ASSY			

DESIGNED BY: C CHAPMAN	DATE: 3/16/2021	CHECKED BY: <i>KMK</i>	DATE: 3-16-2021	APPROVED BY: <i>C Chapman</i>	DATE: 3-16-2021
			DESCRIPTION: USB 2.0 A PLUG TO B PLUG ASSEMBLY		
6180 Industrial Ct. Greendale WI, 53129 Tel: 414-488-6320 Fax: 414-433-9041		CAGE CODE: 8A8D5	DRAWING NUMBER: GFA-USB2AB-232	SHEET: 1 OF 2	

UNLESS OTHERWISE SPECIFIED:
ALL DIMENSIONS ARE IN INCHES.
ALL DIMENSIONS ARE FOR REFERENCE ONLY.



REVISION
NR



6180 Industrial Ct. Greendale WI, 53129
Tel: 414-488-6320 Fax: 414-433-9041

CAGE CODE: 8A8D5	DRAWING NUMBER: GFA-USB2AB-232	SHEET: 2 OF 2
---------------------	-----------------------------------	------------------